

# BARNES NOTES AND NEWS

Volume 4, Issue 12

ONLINE ONLY

The **BARNES NOTES & NEWS** is your source of our area's community events and happenings and items of interest. We continue to welcome you to place your ads, submit events, articles, and stories. Please contact owner/editor: **Julie (Frierhood) Sarkauskas** at [barnesnotesandnews@gmail.com](mailto:barnesnotesandnews@gmail.com) or call 715-795-2775. Find our link on the **NEW Town of Barnes Website**:

TownOfBarnesWI.gov / Community / Barnes Notes and News / 2023 / pick the month

**DECEMBER REMINISCING:** Remembering days of old when things were simpler, kinder and when they brought pride and peace. When lighting a candle was not just for scent, but for reading bedtime stories and telling "tales of the glories of Christmases long long ago."



I think of big lights on the fresh cut tree from out back with silver garland and ice cycles glistening while listening to Gene Autry's Christmas album and am immediately taken back to happiness that has no words. We all have something that we associate with smiles and warmth. Make sure you find it again and embrace everything about it.

Wishing you and yours the very best Christmas you can have. Our prayers are with everyone who is struggling in any way, at any level.

## BARNES COMMUNITY CHURCH

5:00 p.m.

**CHRISTMAS EVE**



**CANDLELIGHT COMMUNION SERVICE & CHILDREN'S SERMON**

I'd like to once again thank all of you who have supported and helped us through yet another year. Looking forward to 2024 and bringing you history about our town.



**In this Issue:**

- Calendar of Events
- Senior Meals
- Barnes VFW and Auxiliary
- Barnes Area Historical Association
- Barnes Red Hats
- Barnes Book Club
- Gordon/Barnes—Garden Club
- Reminiscing
- Fun & Games
- Cheryl's Pages
- Recipes
- Advertisements

## 2ND ANNUAL CHRISTMAS TREE LIGHTING

THANK YOU TO ALL WHO HELPED & ATTENDED

BE SURE TO GIVE US A DRIVE BY VIEWING

**MERRY CHRISTMAS**

## BARNESTORMERS

**MEAT RAFFLE**



December 9, 2023  
Georgia's 1:00 p.m.



Barnes Notes and News  
50690 Pease Rd  
Barnes, WI  
715-795-2775

[barnesnotesandnews@gmail.com](mailto:barnesnotesandnews@gmail.com)



# BARNES AREA CALENDAR OF EVENTS: DECEMBER 2023

Fri. Dec 1	First day to circulate nomination papers for Spring Election
Sat. Dec 2	VFW POST 8329 AUXILIARY CHRISTMAS CRAFT FAIR: 9:00am-3:00pm at VFW Hall Auxiliary 715-795-2402
Tues. Dec 5	VFW POST 8329 AUXILIARY CHRISTMAS PARTY 5:00pm, location TBA. Auxiliary 715-795-2402
Tues. Dec 19	REGULAR TOWN BOARD MEETING 6:30pm at Barnes Town Hall: 715-795-2782
Sun. Dec 24	CHRISTMAS EVE CANDLELIGHT COMMUNION SERVICE & CHILDREN'S SERMON 5pm at Barnes Community Church: 715-795-2195
Mon. Dec 25	CHRISTMAS EVE HOLIDAY observed - Town Offices Closed
Tues. Dec 26	CHRISTMAS DAY HOLIDAY observed - Town Offices Closed
Sun. Dec 31	Ring in 2024 with the Staff at CEDAR LODGE STEAKHOUSE! We will be having Fabulous Food & Drink Specials! Happy New Year! Reservations recommended. 715-795-2223
Mon. Jan 1, 2024	NEW YEAR'S DAY HOLIDAY - Town Offices Closed



## PLEASE ...

### HELP US KEEP OUR ROADS CLEAN

- Please be sure to pick up anything that blows out of your vehicle or trailer.
- We have organizations and clubs in town that organize "clean up" events.

Check in with them or visit:

[TownOfBarnesWI.gov](http://TownOfBarnesWI.gov) to offer your time

WE GREATLY APPRECIATE YOUR HELP IN KEEPING OUR TOWN CLEAN + BEAUTIFUL



Barnes Town Road Updates:  
Check the Town Website: [TownOfBarnesWI.gov](http://TownOfBarnesWI.gov)

THANK YOU TO OUR TOWN CREW FOR ALL YOU DO! YOU'VE BEEN ROCKING IT !!

PLEASE KEEP A WEATHERED EYE AS ATV'S AND SIDE BY SIDES ARE STILL ON THE TRAILS, AND SNOWMOBILERS ARE WAITING IN THE WINGS. RIDERS—PLEASE STAY THE COURSE, PLEASE KEEP IT SLOW AND PLEASE BE SAFE. **Someone is waiting for you at home.**

Thank you and have a great season.

Town Clerk: WELCOME Lisa Meyer  
[clerk@townofbarneswi.gov](mailto:clerk@townofbarneswi.gov)

Phone: 715-795-2782 Fax: 715-795-2784  
3360 County Hwy N – Barnes, WI 54873

Visit: [TownOfBarnesWI.gov](http://TownOfBarnesWI.gov) for town minutes

PLEASE ABIDE BY THE TOWN RULES & REGULATIONS.

Fireworks permits are available at the clerks office at a cost of \$5 per day with proof of liability insurance required. By town ordinance, fireworks are only permitted one week before and one week after the Fourth of July

### TOWN OF BARNES BOARD MEMBERS

Chairman: Tom Renz - email: [tRenz@TownOfBarnesWI.gov](mailto:tRenz@TownOfBarnesWI.gov)  
Supervisor: Dave Scully - [dScully@TownOfBarnesWI.gov](mailto:dScully@TownOfBarnesWI.gov)  
Supervisor: Jim Frint - [jFrint@TownOfBarnesWI.gov](mailto:jFrint@TownOfBarnesWI.gov)  
Supervisor: Seana Frint - [sFrint@TownOfBarnesWI.gov](mailto:sFrint@TownOfBarnesWI.gov)  
Supervisor: Eric Neff - [eNeff@TownOfBarnesWI.gov](mailto:eNeff@TownOfBarnesWI.gov)

Cemetery Sexton: Dave Schiess  
Phone: 715-638-2573 or Evenings: 715-638-0424

## BARNES SENIOR MEALS - DECEMBER 2023 MENU

Meals are at the Barnes Town Hall—Opens 11:30 a.m. - Meals served at 12:00 noon

### THURSDAYS ONLY

3360 County Hwy N., Barnes, WI 54873



-To reserve your meal please call 715-373-3396 or 715-795-2753. Be sure to include your name, phone number, - meal site location & date you are making the reservation, and how many people it's for.



**NEVER FORGET ....  
THEY GAVE  
EVERYTHING FOR US**



French Toast Casserole  
Sausage & Hashbrowns  
Pineapple Tidbits  
Tomato Juice

Chick & Ham Cordon Bleu  
Garlic Roasted Potatoes  
Steamed Carrots  
Applesauce Blk Bean Choc Cake

BBQ Chicken  
Potato Salad  
Baked Beans  
Fresh Fruit  
Dinner Roll & Butter

Garlic Herb Pork Loin  
Baked Potato & Sour Cream  
Steamed Broccoli  
Applesauce  
Dinner Roll & Butter

Suggested Contribution:  
\$3.00 - \$5.00 / per meal



Hosted by:  
Bayfield County  
Human Services  
117 E. 5th Street  
Washburn, WI 54891

Tel: 715-373-6344  
Fax: 715-373-6128

Trivia Answer # 6: Paris

### **REMEMBER:**

**PLEASE WALK AGAINST the TRAFFIC!!!! THIS IS FOR YOUR SAFETY.**

I do understand in the city you have sidewalks and it doesn't really matter, but in the country we **must ask** that you abide by the "rules of the road". **BIKE WITH** traffic (ditch to your right). **MAKE SURE** your dog is always on the "ditch" side of you and **NOT** on the road side.

*I'd like to thank those of you who are walking with your pets away from the road. For those of you I've seen with your pet on the car side of the road, **MAKE THE SWITCH.** If your dog darts toward traffic, you're not in the way to intervene. **The outcome of that is obvious.** Love your pets enough to keep them safe.*

**NOTE: PLEASE REMEMBER THE STATE, COUNTY AND TOWN LEASH LAWS  
YOUR DOG MUST BE ON A LEASH FOR THEIR SAFETY & THE SAFETY OF OTHERS**

### **QUESTIONS, COMMENTS or CONCERNS**

If you have any questions or comments on what you see here, we would like to hear from you. If you have an item that you would like to see in the Barnes Notes and News, please contact Julie (Frierimood) Sarkauskas at [barnesnotesandnews@gmail.com](mailto:barnesnotesandnews@gmail.com)

**THANKS TO YOU ALL FOR YOUR SUPPORT. GOD BLESS**

LIKE US ON FACEBOOK



# OUR COMMUNITY

## FRIENDS OF TOMAHAWK LAKE PARK

Please contact:

[tomahawklakepark@gmail.com](mailto:tomahawklakepark@gmail.com)

for future events and information

### THE DRUMMOND LIBRARY



Free Wi-Fi throughout the building

#### HOURS:

Monday: Closed

Tuesday: 10-5

Wednesday: 10-5

Thursday: 10-6

Friday: 10-5

Saturday: 9-1

Sunday: Closed

ADDRESS: 14990 Superior St, Drummond, WI 54832

PHONE: (715) 739-6290



### DRUMMOND LAKE CAMPGROUND

Drummond, WI

IF YOU NEED HELP WITH RESERVATIONS—  
PLEASE GO TO OUR SITE, CALL OR EMAIL US  
ANYTIME!

DRUMSITEWI@GMAIL.COM / Phone 715-739-6290  
DRUMMONDLAKECAMPGROUND.COM

JUSTA FRIENDLY REMINDER:  
WE DO NOT TAKE ADVANCE RESERVATIONS FOR  
THE NEXT YEAR. EVERYONE HAS THAT  
OPPORTUNITY THE FIRST BUSINESS DAY AFTER  
THE NEW YEAR.

THANK YOU TO ALL OF OUR TOWN CREW,  
CONTRACTORS AND LOYAL CAMPERS FOR  
MAKING THIS HAPPEN.



## BARNES RED HAT



Our next gathering is

December 20th at 12:00 Noon  
Cedar Lodge - Barnes, WI

Anyone wishing to carpool,  
please meet at the Town Hall  
about 11:10



# LOCAL ESTABLISHMENTS



**BIG THANKS**  
TO YOU ALL  
FOR YOUR SUPPORT

CHECK OUT OUR SPECIALS,  
HOMEMADE SOUPS and  
BAKED GOODS



**IT'S OUR ONE YEAR ANNIVERSARY**  
Thanks for helping us make it



**CLOSED**  
**CHRISTMAS EVE & CHRISTMAS DAY**

**WINTER HOURS**  
7:00 a.m. to 2:00 p.m. Wed - Mon  
Closed Tuesdays

Bloody Mary's - Mimosas  
Peppermint Schnapps

Find us on Facebook: The Koffee Kup



## Deer Grove Resort

On Upper Eau Claire Lake  
Jeff and Maureen Fullington  
Owners

3225 Deer Grove Road  
Barnes, Wisconsin 54873

715-795-2526  
715-235-9741

deergroveresort@charter.net  
deergroveresort.com



3893 County Hwy N  
Barnes, WI 54873  
715-795-2155  
Tiffanyssalon@hotmail.com  
Full Hair Salon / Redkin Products

Monday - 9:00 AM - 5:00 PM  
Tuesday - 9:00 AM - 5:00 PM  
Wednesday - 9:00 AM - 5:00 PM  
Thursday - 9:00 AM - 5:00 PM  
Friday - 9:00 AM - 5:00 PM  
Saturday - CLOSED  
Sunday - CLOSED



**I want to sing of Christmas cheer**  
**For all to hear**  
**Especially for those I hold dear**

**For it is the Christmas season**  
**That gives me good reason**  
**Because it is no treason**

**To give and receive**  
**Sentiments so sincere**  
**To all that are here**

**So I wish you good tidings**  
**On Christmas morn**  
**Because you are loved**  
**By those who hold you dear**



### 2023 Online Pricing:

- Business Card +: \$ 10 Mth or 3 Mth \$ 25
- 1/4 Page: \$15 Mth or \$40 for 3 Mth
- 1/2 Page: \$ 20 Mth or \$ \$50 for 3 Mth
- Full Page: \$ 50 Mth
- Garage / Estate Sales \$ 5

**NO Charge for:**  
birthdays, anniversaries, congratulations, birth  
announcements, Church services and events,  
prayer groups, fundraisers or obituaries



*Bible Studies*  
Every Tuesday at 10:00 a.m.  
*Everyone Welcome*

**BARNES COMMUNITY CHURCH**

Pastor Jon Hartman

**WORSHIP HOURS**  
10:00 a.m. Sunday

3200 County Hwy N., Barnes, WI  
Phone: 715-795-2195



**BLESSED ARE WE  
AND OUR NEIGHBORS**

**BARNES COMMUNITY CHURCH FOOD PANTRY**

The Barnes Food Pantry is open the 2<sup>nd</sup> Wednesday of each month from 9:00 to 11:00 a.m. for persons living within 15 miles of the church.

Please bring identification

We are located at 3200 County Highway "N", Barnes, WI at the Barnes Community Church.

- For further information call - 715-795-2195



*Please consider making a donation to The Barnes Food Shelf. It is greatly appreciated.*

(For a map to the food shelf visit: [www.barneswi.com](http://www.barneswi.com))

**OUR THOUGHTS AND PRAYERS TO EVERYONE STRUGGLING THIS HOLIDAY SEASON WITH ILLNESS, DEPRESSION, INJURY OR JUST TRYING TO MAKE ENDS MEET. WE ARE WITH YOU !!!**



**FOLKS, PLEASE HELP WHERE YOU CAN, WITH WHAT YOU CAN. LEND A BLANKET, MAKE A SANDWICH, PAY AN ELECTRIC BILL OR JUST SPEND TIME WITH ANYONE YOU KNOW JUST TRYING TO MAKE IT HAPPEN.**

**THAT INCLUDES HELP FOR OUR FURRY FRIENDS ....**

**PLEASE HELP COMFORT, SHELTER, FEED AND MOST OF ALL LOVE OUR ANIMALS IN NEED—WHETHER ALREADY WITH A HOME OR LOOKING FOR A HOME. ALL THEY LOOK FOR IS LOVE FOOD AND SHELTER. WE CAN ALL PROVIDE SOMETHING.**




**A HUGE THANK YOU TO THOSE WHO ALREADY VOLUNTEER TIME AND PROVIDE ADDITIONAL ASSISTANCE. IT IS GREATLY APPRECIATED.**



**FOR UNTO US  
A CHILD IS BORN**

COLOR FOR THE LORD



Mandy Groce '14

ministry-to-children.com

## OUR COMMUNITY

### *Spirit of Giving*

With the holiday season fast approaching, the Drummond National Honor Society along with the Drummond Student Government is sponsoring a *Food Drive*, the weeks of December 4<sup>th</sup> through 12<sup>th</sup> to get students into the giving spirit. Students in each grade, K-6, are asked to bring in nonperishable food item (canned fruit or vegetables, soup, pasta/pasta sauce, peanut butter, cereal, etc) or personal care item (soap, shampoo, toothpaste, laundry soap, diapers, lotion, toilet paper, paper towels, etc.) that will be collected and donated to the local food shelf. Each classroom will have a designated box to drop these items in. Each item brought in will be counted as a point to the classroom total. The class with the most items in K-6 will win a pizza party.



Mason/Grand View American Legion Post 516 and Chopper's present: Christmas for Kids. Saturday, December 16 from 12-2. FREE gift and lunch with Santa to all Mason/Grand View/Drummond kids 0-Sr. in High School and the children/grandchildren of our Packer regulars. Must pre-register at Chopper's by 12-13-23.





OUR COMMUNITY



**Golden  
LIGHT**

**BARNESTORMERS  
SNOWMOBILE CLUB  
MEAT RAFFLES**

**DECEMBER 9<sup>TH</sup>**  
GEORGIAS BAR N GRILL · 1PM

**JANUARY 6<sup>TH</sup>**  
Y GO BY BY · 1PM

**FEBRUARY 18<sup>TH</sup>**  
BARNES TRADING POST · 3PM



*Michelob*  
**Golden  
LIGHT**

BARNES TRADING POST - OK



# OUR COMMUNITY

The American Legion Auxiliary Unit 487 is currently accepting donations for our veterans that are hospitalized and are unable to purchase gifts for their family during the holidays. However, we no longer accept gifts, nor gift cards.

Checks should be made out to: ALA Unit 487 and can be placed in the wooden box by the display at the [American Legion Post 487-Cable, WI](#).

Thank you in advance for your generosity towards our veterans!


**Congratulations to our All Conference Volleyball Players.**

**Kyla and Nora were named 1st Team All Conference and Ella was named Honorable Mention.**

**Ella was also named the team MVP.**

**To see the rest of the All Conference Recipients, please see the article in the Ashland Daily Press.**

[https://www.apg-wi.com/ashland\\_daily\\_press/](https://www.apg-wi.com/ashland_daily_press/)



## Veteran's Christmas Gift Shop Donations



Thank you for giving to this wonderful program that supports our Veterans and their families during the Christmas Season.

*Sponsored by Cable ALA Unit 487*



# OUR COMMUNITY

**Christmas in HAYWARD 2023**

## EVENTS SCHEDULE

**DECEMBER 2**  
UGLY SWEATER 5K RUN 10AM START (9AM REGISTRATION 3RD AND MAIN ST)  
SANTA CLAUS 12-3PM (ANGLER'S BAR AND GRILL BEER GARDEN)  
HORSE DRAWN SLEIGH RIDES 12-3PM (2ND AND MAIN ST)  
LIGHT YOUR ENGINES PARADE 6PM (MAIN ST)

**DECEMBER 9**  
HOT CHOCOLATE CRAWL 12-3PM (PARTICIPATING BUSINESS WILL BE POSTED)  
HORSE DRAWN SLEIGH RIDES 12-3PM (2ND AND MAIN ST)

**DECEMBER 15**  
THE MOVIE "ELF" AT THE PARK THEATER 7:30PM (\$10/PERSON)

**DECEMBER 16**  
FIRE PIT & SMORE'S 12-4PM (ANGLER'S BAR AND GRILL BEER GARDEN)  
GINGERBREAD HOUSE JUDGING (HAYWARD MERCANTILE)

**DECEMBER 27**  
A CHARLIE BROWN SKATING PARTY 6-8PM  
(JAYCEES TOT LOT, 4TH AND MINNESOTA AVE))

**EVERY SATURDAY**  
FIRE PIT & S'MORES: 12-4PM (ANGLER'S BAR AND GRILL BEER GARDEN)

WEATHER PERMITTING  
WATCH FOR DETAILS ON FACEBOOK! "CHRISTMAS IN HAYWARD"



Just not Christmas without us

# One Act


## DASD Swept the Awards at State!

**GROUP AWARDS:**  
CRITICS CHOICE  
GOLD MEDAL ENSEMBLE  
TECHNICAL AWARD  
DIRECTOR AWARD

**INDIVIDUAL AWARDS:**  
KENNEDY MCKINNEY - BEST ACTING  
DALANEY RASMUSSEN - BEST ACTING

*Way to represent, We are so proud!!*

### DRUMMOND HIGH SCHOOL AWARDS



Posted by: Cable Area of Commerce 12/1/23

# BARNES AREA HISTORICAL ASSOCIATION (BAHA)

## THE BARNES MUSEUM

OPEN MEMORIAL WEEKEND THRU LABOR DAY

**Closed for Season - call for appointment**

**WE ARE STILL LOOKING FOR VOUNTEERS !!**

Located on the corner of Hwy N and Lake Road  
Check the BAHA website for any upcoming events  
(<http://bahamuseum.org/>)

Follow us on Facebook



### **Barnes Area Historical Association, Inc.**

**Barnes, WI 54873**

Barnes Area Historical Association, Inc. (BAHA) was established in 2005 by area citizens who are dedicated to preserving the history of the Barnes Area through education and preservation.

The Barnes area consists of the Town of Barnes and includes the areas of: Brule, Cable, Drummond, Gordon, Hayward, Highland, Iron River and Solon Springs.

The BAHA monthly board meetings are usually held on the third Thursday of the month at 9:00AM in Barnes at the VFW Hall on Lake Road. All BAHA members are encouraged to come to these meetings and participate in the discussions.

Our first and foremost project will be to continue to plan for our history center.

The Annual Meeting is held on the third Thursday in October of each year at the VFW Hall.

We have our 501 (c) (3) number and are a valid non-profit organization.

Any donations made to BAHA are tax deductible.

We invite everyone to join BAHA and participate in our projects. Members do not need to be current or former residents of Barnes.

Single yearly membership - \$15.00;

Family or couple yearly membership - \$25.00

Other membership categories are available upon request

**Please contact our Secretary, Lu Peet**  
(715) 795-3065 email: [lupeet101343@gmail.com](mailto:lupeet101343@gmail.com)

### **SPONSORED EVENTS: Stay tuned for Dates**

- **Summerfest / Raffle**
- **Winterfest and Big Cash Raffle**
- **ODHA**
- **Gordon MacQuarrie Pilgrimage Tour**

BAHA is the sponsor of the Old Duck Hunters Association Circle (ODHA)



## **BAHA MUSEUM GIFT SHOP CALL FOR APPOINTMENT**

**NEW GIFT SHOP COORDINATORS:  
Sally Pease & Donna Porter**

Are you looking for a special gift for a Birthday, Anniversary, Get Well, Thank You, or other occasion? Be sure to check out the new display of items in the Gift Shop. You'll find a wide array of interesting items for all ages:

- clothing items
- wood crafts
- a range of books by MacQuarrie, Ojibwe authors, and local writers
- Barnes Centennial glassware and other items
- note cards
- walking sticks
- items for the home and outdoors; and much more

There are practical items, decorative items, items linked to the history of Barnes, and some that will be "just plain fun" to own!

Whether it's a gift for YOU...or a gift for OTHERS...you're sure to find the perfect choice! Come and Explore!

Here's a peek at some of what you'll find when you visit!





## BARNES AREA HISTORICAL ASSOCIATION NEWS

As the renovation of the Pease One-Room Schoolhouse keeps moving ahead, we continue to search for early schoolhouse items to complete our "replica early 1900s classroom room" within a portion of the building. Artifacts related to all of Barnes' early schoolhouses will be displayed throughout the building, along with historical documents, photographs, collected memories, etc. Our hope is to educate and inspire an understanding of what "life within these schools" was like for students, teachers, and community members.

\*\* If you have any items that might be in need of a "new home", please let me know. They will be warmly welcomed into our schoolhouse and greatly appreciated! I will happily arrange to pick up any items and cover any costs that might be involved. If you have any relevant items that are not on our list, please let me know. I'd be interested in learning more about them!

Updated list of Items being sought for the Pease One-Room School:

- Early US Flag [for wall mount with pole]
- Hand-held slate boards; Erasers & box of chalk
- Organ stool
- Old textbooks – K-8 grade levels [pre-1940]
- Kerosene lamps [wall-mounted style and hanging style]
- Water dispenser [5 gal. pottery with spigot or similar]
- Table model, battery-powered Radio [for "School On the Air" programs]
- Lunch buckets, pails, boxes
- Globe [pre-40s would be interesting - we have one dated to the 70s]
- Cursive writing scroll and other classroom teaching resources
- Small teacher's desk or table
- Two full body mannequins: one adult female [for the schoolhouse teacher; one elementary age child/student]
- Early 1900s garments [dress for the teacher; daily school clothing/wear for a young girl or boy. Written "memories" Yours, or stories from your parents, your grandparents of "The One-Room School house Days"...as a student, as a teacher; traveling to school; recess games; rules & responsibilities; favorite subjects, etc.

Thanks for your help!



### FLOWER AND LIL' STINKER !!!!

We don't know what Flower and Lil' Stinker are planning for Christmas...Bet its WONDERful



### UFO CRAFTERS

Sorry folks, we don't have any updates for our great crafters...

Always ready and waiting for information.

# BARNES AREA HISTORICAL ASSOCIATION

## MacQuarrie Books

The *Barnes area Historical Association (BAHA)*, as part of their Gordon MacQuarrie Program, publishes and offers four books of MacQuarrie authored stories that have never before been published in book form. Editor Dave Evenson has researched The Milwaukee Journal /Sentinel and all the outdoor sport magazines that have published Gordon's works and discovered many stories that did were not included in Zach Taylor's famous six books of MacQuarrie stories. Dave has produced these books and they have become very popular additions to anyone's bookshelf and MacQuarrie collection.

In 2018, Dave produced *Right Off The Reel (ROTR)*. Gordon's byline at the Journal from 1936 through 1956 was *Right Off The Reel*, and among these hundreds of columns were many stories about *The Old Duck Hunters Association*. This first book is full of stories about Hizzonor and Gordon and their many adventures and escapades taken from those columns.

Then in 2020, Dave created a second book of MacQuarrie's Milwaukee Journal columns titled *Dogs, Drink and other drivel (DD&OD)*. *DD&OD* brought many more stories from Mac's pen that have never before been read unless you received the Milwaukee Journal in his days at the Paper between 1936 and 1956. *DD&OD* reveals stories that as Dave says are, "The further adventures of Gordon MacQuarrie" which would be a good subtitle for this new book.

In 2022, based on research done by Keith Crowley when he wrote Gordon MacQuarrie's Biography *Gordon MacQuarrie: The Story of an Old Duck Hunter*, more magazine stories came to light so Dave produced a third book, *Found Stories of the Old Duck Hunters (FSODH)* that contains magazine stories not previously published in book form. This book contains 6 Old Duck Hunters stories and 23 stories about other hunting and fishing escapades of Mac by himself with other friends and associates. This book, added to the other two books, becomes an important second Trilogy of MacQuarrie stories.

With access to all columns and magazine articles that Gordon ever wrote, Dave discovered a lesser known interest that Gordon had, Muskies. Gordon had a large interest in Muskie fishing. So, *MacQuarrie on Muskies (MOM)* became the fourth book, produced in 2023.

If you would like to place an order, you can do so by sending page two of this form with your order to "BAHA, 5555 James Road, Barnes, WI 54873". They make great gifts!

The first three books are now available in hard cover form. MOM is only available in soft cover.

Books can also be ordered online through the BAHA website [bahamuseum.org](http://bahamuseum.org)

**BARNES AREA HISTORICAL ASSOCIATION NEWS**

**MacQuarrie Books Order Form**

**RIGHT OFF THE REEL (ROTR)**

ROTR soft cover @ \$18.00 plus \$3.00 S&H, hard cover @ \$24.00 plus \$3.00 S&H

I would like \_\_\_\_\_ soft cover copies X \$21.00 totals \$\_\_\_\_\_ (includes S&H)  
I would like \_\_\_\_\_ hard cover copies X \$27.00 totals \$\_\_\_\_\_ (includes S&H)

**DOGS, DRINK & OTHER DRIVEL (DDOD)**

DD&OD soft cover @ \$20.00 plus \$3.00 S&H, hard cover @ \$26.00 plus \$3.00 S&H

I would like \_\_\_\_\_ soft cover copies X \$23.00 totals \$\_\_\_\_\_ (includes S&H)  
I would like \_\_\_\_\_ hard cover copies X \$29.00 totals \$\_\_\_\_\_ (includes S&H)

**FOUND STORIES OF THE OLD DUCK HUNTERS (FSODH)**

FSODH soft cover @ \$23.00 plus \$3.00 S&H, hard cover @ \$29.00 plus \$3.00 S&H

I would like \_\_\_\_\_ soft cover copies X \$26.00 totals \$\_\_\_\_\_ (includes S&H)  
I would like \_\_\_\_\_ hard cover copies X \$32.00 totals \$\_\_\_\_\_ (includes S&H)

**MacQUARRIE ON MUSKIES (MOM)**

MOM @ \$12.00 plus \$3.00 S&H

I would like \_\_\_\_\_ copies X \$15.00 totals \$\_\_\_\_\_ (includes S&H)

**Total order \$\_\_\_\_\_**

**Ship to address:**

**Name**\_\_\_\_\_

**Street address**\_\_\_\_\_

**City**\_\_\_\_\_ **State**\_\_\_\_\_ **Zip**\_\_\_\_\_

**Send your order along with a check made payable to:**

**BAHA**  
**5555 James Road, Barnes, WI 54873.**

**Please allow 2 weeks for shipping.**

## OUR COMMUNITY

### DRUMMOND DIRT & SNO-JACKS ANNUAL BAR STOOL RACES

**Alyssa Frierhood**

I am ALWAYS excited for Barstool Races but, this year is going to be especially awesome!!

Let me know if you're interested in sponsoring or volunteering, we're always needing more hands!!

[#HoldMyBeer](#) [#drummondbarstoolraces](#)

**Barstool Race Sponsors** - Keep your eyes peeled for the sponsorship letters - coming soon. Sponsors will be posted soon. **DJ Chad** is booked and the party is a go!!

The new Drummond Lake Park race hill looks amazing, and the racer village has great potential. We welcome your suggestions on how we can better promote your business.

Club members, racers and spectators, we appreciate your support of these businesses. Please thank them for their support when you see them.

If you've not been part of this growing event and would like to be a sponsor. Drop us a note!

Thanks and look forward to seeing you there!

**Trivia Answer # 2: Join in any Reindeer games**

## NIGHTLY SPECIALS 5PM-10PM

<b>Monday</b>	AYCE Hand-Breaded Shrimp \$14.99
<b>Tuesday</b>	1/4# Burger Baskets \$6.99
<b>Wednesday</b>	Steak Sandwich \$14.99
<b>Thursday</b>	Taco Thursday \$3.00
<b>Friday</b>	AYCE Fish Fry \$14.99
<b>Saturday</b>	Ribs! Half Rack \$13.99   Full Rack \$16.99



## FOLLOW US ON FACEBOOK AND WEBSITE FOR UPCOMING EVENTS

Hours:

Monday-Friday 11am-11pm  
Saturday-Sunday 8am-Close

**TRY OUR SOUPS**



**BARNES FIRE DEPARTMENT and AMBULANCE**  
5005 County Hwy N, Barnes, WI 54873  
715-795-2424 for Non Emergency Calls

**FIRE DEPARTMENT:** Fire Chief - Brock Friermood [brockFriermood@TownOfBarnesWI.gov](mailto:brockFriermood@TownOfBarnesWI.gov)

**Volunteer Members:**

Richard Renz  
Robert Skweres  
Damian VonFrank  
Greg Strasser  
Jacob Larson  
Jennifer Peterson  
Josh Peterson  
Leevi Frint  
Roseanne Peterson  
Whitney Jeanetta  
Zack Zepczyk



**AMBULANCE SERVICE:** Ambulance Director/Volunteer: Brett Friermood

at: [brettFriermood@TownOfBarnesWI.gov](mailto:brettFriermood@TownOfBarnesWI.gov)

**Full Time EMT's:**

Kaylee Silverness and Jake Coleson

**Volunteer Members:**

Sonia Von Frank  
Tom Renz  
Brandon Friermood  
Brock Friermood  
Robin Friermood  
Dawn Piburn  
Sarah Juleff  
Whitney Jeanetta



**WE CAN'T THANK YOU ENOUGH FOR YOUR DEDICATION TO KEEPING OUR COMMUNITY SAFE**



# ARE YOU READY FOR SOME FOOTBALL ??

## GREEN BAY PACKERS 2023 SEASON SCHEDULE



Week	Date	Opponent	Time (CT)
1	9/10	at Chicago Bears	3:25
2	9/17	at Atlanta Falcons	Noon
3	9/24	vs. New Orleans Saints	Noon
4	9/28	vs. Detroit Lions	7:15
5	10/9	at Las Vegas Raiders	7:15
<b>6</b>		<b>BYE WEEK</b>	
7	10/22	at Denver Broncos	3:25
8	10/29	vs. Minnesota Vikings	Noon
9	11/5	vs. Los Angeles Rams	Noon
10	11/12	at Pittsburgh Steelers	Noon
11	11/19	vs. Los Angeles Chargers	Noon
12	11/23	at Detroit Lions	11:30
13	12/3	vs. Kansas City Chiefs	7:20
14	12/11	at New York Giants	7:15
15	12/17	vs. Tampa Bay Buccaneers	Noon
16	12/24	at Carolina Panthers	Noon
17	12/31	at Minnesota Vikings	7:20
18	TBD	vs. Chicago Bears	TBD

### SCORES

W: 38 20

L: 24 25

W: 18 17

L: 20 34

L: 13 17

L 17 19

L: 10 24

W: 20 3

L: 19 23

W: 23 20

W: 29 22

W: 27 19

Trivia Answer # 7:  
Stink, Stank, Stunk

# OBITUARIES: Remembering Loved Ones Lost



## **ANTHONY J. FOAT "A.J." "Tony"**

October 2, 1957 to November 6, 2023

Always in the fast lane, A.J. Foat, finished the final race on Monday, November 6, 2023 at St. Mary's Medical Center in Duluth, MN. Anthony Joseph Foat, known to many as "A.J." or "Tony" was born on October 2, 1957 in Waukesha, WI to Scharol "Jerry" and Anna (Weyer).

Spending most of his life in the Barnes area, Tony graduated from Drummond High School. At a young age, he spent time learning about cars and engines and he began racing stock cars.


A.J. Foat is a name that many knew from the 80's into the early 2000's. He has many dirt track records that he still holds to this day and countless wins throughout his racing career.

He loved racing on the dirt tracks and was well known for his success in Ashland, Superior and Proctor. He was self-employed in construction and was truly a jack of all trades. He was a small-town legend and sped off way too soon.

He is survived by his daughters, Amanda Bounting of Hudson, WI and Deanna (Bobby) Culhane of St. Cloud, MN; his three grandchildren, Troy, Julia and Ellington; his siblings, Sherry (Bob) Paszak, Mike (Cindy) Foat, Pat (Kara) Foat, Chris (Dick) Webb, Marie (Dave) Hughes, and Barb Heintz all of Barnes, WI; and his nieces and nephews, Dan, P.J., Melissa, Buck, Nicole, David, Deanna, Derek, Darren, Kari and Brian.

In addition to his parents, Tony is preceded in death by his daughter, Mara Krysiak; his stepfather, Carl Johnson; his brothers-in-law, Dan Wilkinson and Don Heintz; and his nephew, Patrick "Spike" Wilkinson.

He will be laid to rest at 11:00 A.M. on December 9, 2023 in Barnes Memorial Cemetery. A celebration of life will be held at P.J.'s Cabin Store following the service.



**Memorial Hymn for Marcia Wellnitz**  
**December 2nd at 10:00 a.m.**  
**Trinity Lutheran Church**  
**Hayward, WI**



**MAY GOD BLESS AND KEEP YOU**

SOMETIMES.....  
OUR LOVED ONES HAVE PAWS

OUR DEEPEST SYMPATHIES FOR THE  
LOSS OF YOUR FURRY FRIEND



**Our sincerest apologies for anyone we missed.**

*Our thoughts and prayers are with you and your families in this time of sorrow.*

**If you have any information you would like us to share, please send to:**

**Julie (Friermood) Sarkauskas at:**

**[barnesnotesandnews@gmail.com](mailto:barnesnotesandnews@gmail.com)**

# OUR COMMUNITY

## Gordon-Barnes Garden Club



Tuesday November 14 th , 22 busy happy women met at the Barnes Town hall to enjoy our annual Greens Day. We have been doing this for many years, but no one seems to tire of it. Perhaps it's the smell of fresh evergreen boughs, or the rather amazing array of enhancements that can be added to them (thank you Diane Aichle), or just the fun of seeing so many different and creative ideas, but it's a great and festive afternoon.

This year, we added a cute gnome that can be hung outside to our repertoire. We make wreaths, swags and porch pots also, so there's something for everyone. Those of us who struggle (my hand is in the air) with crafts really appreciate the help that is freely offered when we're creating whatever we're creating. Believe me, this is the voice of experience!

We also decided on our community service donations for 2023. We will give money to BAHA and the Friends of Tomahawk Lake. We decide by vote who to support, and though there are other worthy groups, these two garnered the most votes.

Our December meeting is a Christmas Party luncheon on December 12 th at Hidden Greens Golf Course, woot woot! We are over the moon with the choice because they do a lovely job. I'd invite you to join us, but reservations are closed. However, come January we'd love to have you come and see what we're all about. 2024 looks like it will be a busy year for Garden Club.

Follow us on Facebook:

[gordonbarnesgardenclub@facebook.com](https://www.facebook.com/gordonbarnesgardenclub)

For more information please contact:

Bonnie Dealing at: [bonniedealing@gmail.com](mailto:bonniedealing@gmail.com)



• Trivia Answer # 8:  
White Christmas by: Bing Crosby



**God Bless them All**



715-558-2017

Call today  
for a new  
roof!



# HAYWARD ROOFING


A division of Local Roofing, LLC

GAF



[www.HaywardRoofing.com](http://www.HaywardRoofing.com)

Licensed. Insured. Awesome.  
We also appreciate referrals!



# OUR COMMUNITY



Michelle Boheim 12/2  
Kathy Rice 12/3  
Gary Friermood 12/4  
PJ Foat 12/4  
Ben Boles 12/6  
Cindy Boles 12/8  
Dan Drinkwine 12/8  
Florence Prickett 12/10  
Jackie Thorn 12/11  
Mark Jerome 12/15  
Jeanne Barnes 12/19  
Sean Sarkauskas 12/20  
Dave Christenson 12/22  
Riley Hope 12/24

LOTS OF ROOM  
FOR YOUR WISHES AND  
CONGRATULATIONS

## WHO FIRST SAID:


"MERRY CHRISTMAS TO ALL AND  
TO ALL A GOODNIGHT"

"Happy Christmas to all, and to all a good-night." This poem is in the public domain. **Clement Clarke Moore** was born on July 15, 1779, in New York City.

He was the author of *Poems* (Barlett & Welford, 1844), which included the poem "A Visit from St. Nicholas."

Happy Birthday  
Happy Anniversary  
and  
Congratulations  
to everyone we missed

While waiting in line to see Santa, this baby fell asleep. When it came time for the picture, Santa told the parents not to wake him.



# DECEMBER REMINISCING

## A PORTFOLIO OF CHRISTMAS PAST

'Tis the season of joy!

And what better way to mark it than with nostalgic Currier & Ives prints. We wanted to share some original Christmas writings from the first issue of Good Housekeeping printed in 1885.

### LET US SING A CHRISTMAS SONG

Heap the holly! Wreath the pine!  
Train the dainty Christmas vine  
Let the breath of fir and bay  
Mingle on this festal day  
Let the cedar fill the air  
With its spicy sweetness rare.  
Wake the carol - sound the chime  
Welcome! Merry Christmas Time!  
- Helen Chase



ON THE WAY TO CHRISTMAS DINNER...After breakfast Mama prepares a great bowl of apply toddy for it must be done before we start our six miles drive to church so it will be all ready when numerous aunts, uncles and cousins come back from church with us for dinner. Dinner, with its huge turkey and round of beef, plum pudding, mince pie, potato pudding, jellies, nuts, fruits - and all the other digestibles and indigestibles the occasion calls for, takes a long time, so that it is quite dark when we get up from the table.

The gentlemen go to the library, the children romp in the hall, while a couple have a quiet flirtation on the old-fashioned sofa in the darkest corner of the parlor, while all the others sit and chat by the fire.

- Adelaide Preston

SKATER'S WALTZ...Skating costumes have been seen made in green billiard cloth with gold braid designs on the skirts. The jackets match and are trimmed around in fur.

- Georgiana Hull



## DECEMBER REMINISCING



CHRISTMAS EVE MORN...The little ones asleep tonight may wonder how dear, good Santa Claus can get down our narrow fules, but in sweet childhood faith works miracles!

- Georgiana Hull

GOING HOME TO TRIM THE TREE...Colored glass balls and tiny stars can be had for a tree. Yet things can be made at home by nimble fingers. Make glittering gilt, blue and red paper chains. String popcorn kernels upon strong thread and make them glitter by scattering pink sugar over them while in a hot dish. Little frosted plum cakes hung from wire ae a great attraction to childish eyes. And rosy-cheeked apples and bright oranges never come amiss.

- Mrs. S.O. Johnson





# DECEMBER REMINISCING

## MY CHRISTMAS MEMORIES....

Julie Frierhood Sarkauskas

I have never forgotten the warmth of Christmas coming. Like everyone, it never came fast enough when we were kids.

We would wait for Dad and the boys get a tree out back, many times having to "top" the tree to get a good one. Mom wanted them perfectly "imperfect", and they always were. Most of the time filling up a 1/4 of the living room. (I still wonder how we had such a big tree, with all those presents beneath and still had room for the 9 of us.

Baking was something that we looked forward to just as much as anything else. My younger brother Bill and I would get off the bus and run to the house is record time knowing that the sugar cookies would be waiting for us to frost. The Santa faces were the crowning glory and always tasted better than the other sugar cookies. Don't ask me why, they just did. We would always make baskets up for people around town and that proved to be as satisfying as anything else.

When we were young enough, wrapping the presents was again, something that we so looked forward to. Partially because it was a game of sorts. Mom would wrap them, put the name tags on and then Bill and I would put the bows on and take turns running them to the tree.

Putting the lights on the tree was mom's job, but hanging the ornaments, draping the silver garland and hanging the icicles was a job for me and Bill. We had to hang the icicles in such a way that they hung as though they were real. I'm sure mom fixed them if we didn't get them hanging correctly, but we never knew. She always made us feel as though it was perfect!

Hanging the lights up outside was only done when it snowed if we got lucky. We would cut pine bows from the behind the house and nail them on the fascia board, then hang the big old fashioned C-9 lights off those nails. It was magical. Especially one night when I wasn't feeling well, not sure if it was just that I was over anxious for Santa, but I sat at the dining room table and stared at the lights through the window. It was snowing so the lights were sparkling through the snow flakes. Just incredible. (Of course now I'm with those that chose to hang them when it's still 50\* out, however, this year didn't pan out so well).

Christmas Day and New Years Day were the only days Dad had off work since he was 1/2 owner of the Frierhood's Service Station and said "the more kids you have, the harder you work". One of the best and most precious memories I have of Dad being home Christmas day is that while we were ripping through the presents and having balled up wrapping paper fights, Dad would "pick" away at his presents. We couldn't take waiting anymore and would beg him to open what we got him. He had the best "DAD" thing going on. He would take his pocket knife and cut one piece of tape at a time and take his sweet ol' time with each piece. We would finally just grab the present and start ripping them apart as if they were our own.

If anyone has just a part of the extreme pleasure I get from their Christmas memories, none of us could ask for more.

**Wishing you and yours the VERY BEST CHRISTMAS you can have.**

**GOD BLESS US, EVERYONE**

Trivia Answer # 10: Coca-Cola

## MORE MEMORIES TO COME

*The Barnes Trading Post*

**Barnes VFW Post 8329**

**Pease Resort**

**The Cabin Store**

*The Enchanted Inn*

**Hilltop Bar and Grill (Fresh Air Post office)**

**Boulder Lodge**

**Tracks Inn**

Formerly - Doorn's; Sages; Grilley's

*Robinson Lake Bar (Fahrner's Resort)*

**Sand Point Supper Club**

**BAHA Museum (Northwoods Tap, Red White and Blue; Goetz's; Millers)**

**Barnes Town Hall**

**Sunset Resort**

**Ellison's Resort & Sylvia's Tavern**

**Tiffany's Salon (Debbie's Hair Design)**

**Jim Johnson Construction**

**Georgia's (Skoglunds)**

**Lyndale Bay Resort**

**Tall Pines Bar and Grocery**

**Traut's Resort**

**Frontier Supper Club**

**Cheesie's Lakeview Resort**



# OUR COMMUNITY



## 24th ANNUAL BARSTOOL RACES

PRESIDENTS' DAY WEEKEND  
DRUMMOND, WI

Music - Food - Beer - Heated Pavilion

**SATURDAY, FEBRUARY 17TH**

FOOD & CHECK-IN STARTS AT 11:00  
RACES START AT 12:00

**LIMITED TO 64 RACERS - REGISTER EARLY**

\$30 REGISTRATION ENTRY FEE

100% CASH PAYBACK OF REGISTRATION  
FEES FOR WINNER IN EACH CLASS

ENTRY FORMS AND MORE INFORMATION  
AVAILABLE AT [WWW.DIRTANDSNO-JACKS.COM](http://WWW.DIRTANDSNO-JACKS.COM)

Featuring DJ Chad Jaeger



**RAFFLE TICKETS  
ON SALE NOW!**

DRAWING HELD AFTER RACE  
ONLY 175 TICKETS SOLD

**\$7500 IN  
PRIZE MONEY!**

SEE A CLUB MEMBER OR VISIT US AT  
[WWW.DIRTANDSNO-JACKS.COM](http://WWW.DIRTANDSNO-JACKS.COM)

**GOLD SPONSORS:**

THE LOON SALOON  
STAUDEMEYER'S FOUR SEASONS RESORT  
HUNTERS GENERAL STORE



FOR MORE INFORMATION VISIT US AT [WWW.DIRTANDSNO-JACKS.COM](http://WWW.DIRTANDSNO-JACKS.COM)

ALL PROCEEDS GO TO LOCAL SNOWMOBILE AND ATV TRAIL MAINTENANCE



CR

OUR COMMUNITY

CRAFTERNOONS  
ARE BACK!

HOPE TO SEE YOU !!  
PLEASE JOIN US

at The



*Drummond Public Library*

STARTING NOVEMBER 2<sup>ND</sup> THURSDAY  
3:00 PM - 5:00 PM  
AND EVERY THURSDAY UNTIL  
MARCH 29<sup>TH</sup>, 2024

14990 SUPERIOR STREET, DRUMMOND WI 54832  
715-739-6290 \* [drumlib@drummond.wislib.org](mailto:drumlib@drummond.wislib.org) \* [drummondwilibrary.org](http://drummondwilibrary.org)

Check out our calendar of events for any adjustments!  
All ages are welcome, but younger children 10 and under must be supervised by a parent.  
Some activities are messy, some need assistance, but they just need your time.

<https://www.drummondwilibrary.org/news/2023/10/31/crafternoons-are-back>



Wilderness Inn  
Come stay with us!!!  
Family owned & operated  
for over 40 years

*Wilderness Inn*

8 Units Available  
Wine - Dine - Recline

Nadia and Elliott Hough

WE HAVE A LOT  
GOING ON  
CHECK US OUT ON  
FACEBOOK

Come see the hard work  
and big changes we  
made.  
We think you'll love it.



- ATM - Credit Cards - WIFI Available -

**Restaurant Hours:**

Open 7 Days a Week at 7:00 a.m.



**MONDAYS KITCHEN CLOSED AFTER BREAKFAST**

[www.barnestradingpost.com](http://www.barnestradingpost.com)

Find Barnes Trading Post on Facebook  
4170 Cty. Hwy. N, Barnes, WI 54873  
Phone: 715-795-2320



*THE WINDSOR*

50750 Outlet Bay Rd  
Barnes, WI  
715-795-2315



*THURSDAY BANGO*

Tuesday - Saturday  
4:00 p.m. - 10:00 p.m.

Join us for Sunday Omelet Bar 9 - 12

**Del Jerome  
DBA Jerome Excavating, LLC**

Small loads of gravel, topsoil & rock  
Stump Removal  
Mini Excavator, Skid-steer, Small Dump Truck

715-739-6245 or 715-580-0216

9185 Cty Hwy N

Drummond, WI 54832

Email: [deljerome@cheqnet.net](mailto:deljerome@cheqnet.net)



**FREE ESTIMATES  
BONDED & INSURED**



*Help Wanted*

Looking for Cooks and Bartender positions

Morning, afternoon or night shifts, flexible hours, very  
competitive wage, plus tips, must be available some weekend

**Call or text 715-979-1267**

We are still looking for a few more hard working

- Looking for bartenders and cooks
- Weekdays and some weekend shifts - morning, afternoon or nights (or a mixture)
- Very competitive wage plus tips!
- Fun work environment with great co-workers!
- Message us here or call/text 715-979-1267



**HONOR ALL VETERANS**



## MAKE SURE YOU HAVE YOUR PET'S MEDS AND SHOTS UP TO DATE !!

This year is no different than any other so please be sure your pet's shots are up to date, including Lymes, make sure their license is current and that the rabies tag is on their collar. Check the Town of Barnes leash and public area laws to keep your dog safe. If you're just moving to the area, your dog must be on a leash when walking or in public, and, you must have a local License tag. Visitors, please keep your tags up to date and your pet on a leash. You can get the license applications at the Town of Barnes office. Reminder: Kitties need their rabies, distemper, lymes shots and frontline/collars too! (even if they're inside kitties.) SERESTO IS A FANTASTIC PRODUCT FOR CATS AND DOGS .

**PLEASE** remember to walk with your dog on the ditch side of you. Walk against traffic and allow room for the passing cars. It's for their safety


### NORTHLAND VETERINARY SERVICES

Dr. Monica Brilla # 715-372-5590  
8560 Topper Rd, Iron River

### HAYWARD ANIMAL HOSPITAL

# 715-634-8971  
15226W Cty Rd B, Hayward

Time to start planning for ice burned paws and weather that is too cold for them to stay outside. Also, even this time of year you should.....



## NEVER

- Leave your dog unattended in direct sunlight or in a closed vehicle
- Leave your dog unattended in a hot, parked car

## ALWAYS

- make sure your dog has access to fresh cool water.
- All dogs should have proper identification at all times. (Tags: name, address, phone number, rabies shots, etc.)
- It's best to have your dog chipped—IT'S WORTH IT



OUR DEEPEST SYMPATHIES TO THOSE WHO HAVE LOST THEIR BELOVED PET.



## ADOPT !!!

### Northwoods Humane Society

10812 N. O'Brien Hill Road  
Hayward, WI 54843

Phone: 715-634-5394

Hours:  
Tuesday through Saturday  
11:00 a.m. to 3:00 p.m.

## PLEASE REMEMBER...

Pets are not just presents or toys

THEY ARE A LIFETIME

**PAY ATTENTION TO YOUR BABIES NEEDS** - Colder weather is upon us and like when it's hot, the cold can do some damage to your puppies paws when walking on the ice and snow.

Leaving animals outside is nice during mild weather, but PLEASE, do not leave them out in the cold. If you feel you don't have a choice.....

**YOU DO! FIND ONE**



Our babies love us without condition. They help us without effort. They heal our hearts and spirits and NEVER ask for anything in return, except LOVE.....

**GIVE LOVE BACK TO THEM**



GOD BLESS OUR CANINE VETS





# PET PAGE EXTRA



If you provide shelter for outdoor cats, please remember only use straw inside them in winter.



Never use towels, blankets or beds in outdoor cat houses when the weather is cold as the material absorbs moisture from the air and freezes solid. Cats can fall asleep on these and freeze to death. Remember hay is for horses and straw is for strays.



## Poisonous Holiday Plants for Cats



✘ poinsettias



✘ lilies



✘ holly



✘ mistletoe



I can't wait for the office potluck! People always ask me how I make the paw print sugar cookies so perfect!



### ALWAYS SUPPORT OUR TROOPS



## ANCHOR YOUR BOATS HERE



### STORAGE FOR:

Personal Items, Boats, Pontoons, ATV's,  
Snowmobiles, Personal Watercraft and  
Dry Indoor Storage  
PLUS  
Winterizing and Cleaning Available

J&M Storage  
Jeff Johnson

53060 Hwy 27  
Barnes, WI 54873  
Phone: 612-803-0775

## BARNESTORMERS

Barnes WI Snowmobile Club  
**We would love to have you!!!!**  
Check us out on Facebook

## BARNESTORMERS MEAT RAFFLE SCHEDULE

**December 9, 2023  
Georgia's 1:00 p.m.**

**January 6, 2024  
Y Go By 1:00 p.m.**

**February 18, 2024  
Trading Post 3:00 p.m.**



WHY?

BECAUSE I TOLD  
MY KIDS THERE'S  
NOTHING IN THE  
DARK  
TO BE AFRIAD OF

I'M MAKING SURE  
IT STAYS THAT WAY



## LAKE COUNTRY ATV CLUB

3025 East Shore Road  
Barnes, WI 54873



Dues:

Commercial \$ 25  
Family \$15  
Single \$ 10

Paul Solberg, President  
Vice President: Jeff Johnson  
Treasurer: Bill Webb  
Secretary: Kelly Webb

IT'S TIME TO TAKE  
AN INTEREST IN OUR  
TOWN !

GET INVOLVED  
JOIN A CLUB  
HELP MONITOR OR  
CLEAN UP THE BOAT  
LANDINGS

WRITE TO THE TOWN  
OFFICE WITH YOUR  
CONCERN\$ OR SEND  
THEM TO ME.

WE NEED YOUR HELP  
WE CAN'T DO IT  
ALONE  
WE NEED YOU TO  
CARE

# WHAT'S UP



## BARNES BOOK CLUB

**December Book: No meeting in December**  
**January Book: "Murder in Fevershame" by: local author Phyllis Karr**  
**February Book: "Frankenstein" by: Mary Shelly**

The story concerns the delightful juxtaposition between the poised and elegant Flora and the animalistic country life and inhabitants that she find on Cold Comfort Farm

We meet the 4th Monday of each month at 1:30 p.m. at the Barnes Town Hall.

Anyone is welcome to join our sharing session, all you have to do is show up.

Books are available at the Hayward Community Library,  
just ask at the desk for the Barnes Book Club selection.



## GENEALOGY

It is so important to have a connection with your family tree. Not only does gathering information make it easier for your children to pick up the process, it will spark something in you that you didn't realize you were looking for. Start with your immediate family, branch to your grandparents and then just keep reaching further back.

Several websites are out there to help start your project:

**Order your starter kits from: [easygenie.org](http://easygenie.org)**

Start your Family Tree Today.  
Don't wait!

Your loved ones won't always be  
there to tell the stories and provide  
the information.


Ancestry.com  
Genealogy.com  
My Heritage.com  
FamilySearch.org  
GenealogyBank.com



**TRUST ME  
IT'S WORTH IT !**

## PRINTING YOUR FAMILY TREE - WE'RE ALMOST THERE

## SAVING A SPOT JUST FOR YOU TO SHARE YOUR FAMILY TREE EXPERIENCE



HILDA CROCKER  
PLYMOUTH ROCK, MASS  
July 1842

WALTER CROCKER  
PLYMOUTH ROCK, MASS  
July 1842

It's amazing what you can come across. Below is part of the Pease family. My Grandmother Blanche (Pease) Friermood was the daughter of Lucius and Laura Pease (his first wife).

The signature date is 1842



Pat & Kara Foat - Owners  
Jct. County Y & Lake Road  
Barnes, WI 54873  
715-795-2561

# P.J.'S

TRAIL PASSES  
AVAILABLE

## CABIN STORE

WELCOME  
HUNTERS &  
FISHERMEN

Authorized licensed  
"Recreational Vehicle  
Registration Center"

### SPRING HOURS

**Store Hours:**  
Sun-Thurs 7am to 6pm  
Friday-Sat 7am to 7pm

**Bar & Kitchen Hours:**  
**Monday & Tuesday**  
Bar: 10am to close  
Kitchen: 11am-5pm

**Wednesday:**  
Bar: 12pm to close  
Kitchen: Closed

**Thursday:**  
Bar: 10am to close  
Kitchen: 11am-6pm

**Friday-Saturday-Sunday:**  
Bar: 10am to close  
Kitchen: 11am-9pm

HUNTING & FISHING LICENSES  
INFORMATION STOP \* ICE \* MOVIE RENTALS  
WISCONSIN LOTTERY \* GROCERIES  
FULL LIQUOR BAR \* FOOD AVAILABLE  
SMOKING PAVILLION

Gas, Oil, and On & Off Road Fuel Available

COFFEE  
BAR



## WELCOME FISHERMEN

### ALSO AT THE CABIN STORE

On-Off sales of beer and liquor. A wide variety of grocery products including canned goods, dry goods, frozen items, candy; a good variety of ice cream, snacks, cheeses and other dairy products. First aid supplies and home remedies.

Try our new Coffee Bar: get a Coffee to go or hot chocolate or Cappuccino.

Bait Store with assortment of bait, Including minnows, leeches, worms, crawlers and waxies—nice assortment of tackle.

Trivia Answer # 3: Four

# BUYING OR SELLING?



## Elliott Hough

### Cell: 715-979-1267

### Office: 715-634-6237



Area North Realty

FOLLOW ME ON **facebook** 

## Your Trusted Barnes And Surrounding Area Realtor

**TOWN OF BARNES TRANSFER SITE & RECYCLING CENTER**  
**Winter Hours: Wednesday and Sunday 8:00 a.m. to 2:00 p.m.**

**NO HAZARDOUS DISPOSALS/ITEMS**

Call the site at 715-795-2244 before bringing in large items.

**SORRY—WE CANNOT ACCEPT TRASH OR RECYCLING FROM BUSINESSES**

EMPTY REFRIGERATORS, FREEZERS, WINDOW AIR CONDITIONERS (FULL SIZE) \$ 20.00  
 EMPTY REFRIGERATORS, FREEZERS (SMALL) \$15.00  
 PROPANE TANKS: MUST BE EMPTY / NO CHARGE  
 STUFFED CHAIRS; \$10  
 COUCHES/LOVESEAT/RECLINER/TABLES; \$ 30.00 EACH  
 MATTRESS/BOX SPRING-ANY SIZE \$20.00 EACH  
 HIDE-A-BED/SLEEP SOFA: \$25.00 W/O MATTRESS / \$ 45.00 WITH MATTRESS  
 TIRES: CAR/LIGHT TRUCK 5.00 EACH  
 LARGE TIRES;TRUCK/TRACTOR -- \$\$ DETERMINED BY ATTENDANT  
 TELEVISIONS AND COMPUTER EQUIPMENT NOW CHARGED BY WEIGHT, NOT SIZE  
 MISC. FURNITURE; \$5.00/MISC ITEMS NOT LISTED DETERMINED BY ATTENDANT  
 PLASTIC LAWN CHAIRS: SMALL \$ 2 EA / LARGE \$ 3 EA / TABLES \$4 EACH  
 CARPETING, PADDING, RUGS, DEPENDING ON SIZE; \$10.00 AND UP  
 DEHUMIDIFIERS / COMPLRESSORS \$ 15 EACH  
 FLOURESCENT BULBS 8 FOOT; \$5.00 EACH  
 FLOURESCENT BULBS 4 FOOT; \$2.00 EACH  
 FLOURESCENT BULBS LESS THAN 4 FOOT; \$1.00 EACH  
 CFL BULBS (IN DESIGNATED BOX); \$1.00 EACH  
 BATTERIES; FREE  
 ELECTRICAL APPLIANCES: (STOVE, WASHER, DRYER, MICROWAVE, WATER HEATER) FREE  
 METAL, GRASS CLIPPINGS, PINE NEEDELS, BRUSH AND CLEAN WOOD: FREE

**Transfer Site passes are available for purchase at the Transfer Site or Clerk's Office at a cost of \$120 per calendar year. There will no longer be a bag fee and cash will no longer be accepted for disposal. Credit/debit cards only.**

**BRUSH AREA OPEN  
 ACROSS CTY HYW N FROM THE  
 TRANSFER STATION**  
 Please, only "natural" brush,  
 branches, trees, and stumps

**RECYCLING MYTHS AND FACTS:**

The most common items to be recycled are: Mail, paper, glass bottles & jars, aluminum, steel & tin cans, plastic bottles, jugs and tubs.

**Myth:** Any plastic can be recycled

**Fact:** Only plastic bottles, jars, jugs, tubs with a # 1,2,5 are recyclable. Plastic buckets / pails and lids are not

**Myth:** Plastic bags, electronics, medical waste, Styrofoam, plastic totes, lawn chairs, empty oil containers, Amazon/USPS shipping bags, pots and pans can be recycled.

**Fact:** NONE of these are to go into the recycle bins

**Myth:** Any item placed in the recycle bin will be recycled

**Fact:** This is "wish-cycling". Too much contamination will cause the bin to be emptied in the landfill and fines will be levied to the transfer station.

**Myth:** It is ok to place small amounts of food waste (garbage) in recycle bins

**Fact:** ALL ITEMS MUST BE CLEAN Nothing with food waste, grease, etc. is recyclable

**Myth:** Plates, bowls, cups, saucers, glassware are cyclable

**Fact:** They are not. This includes dirty paper plates/plastic ware and solo cups

ITEMS NOT ACCEPTED AT THE BARNES TRANSFER STATION: Paint, moto oil, gas, explosives, fireworks, ammunition, flammables, antifreeze, lubricants, corrosives, etc. Ask attendant if in doubt. Keep foods and liquids out of recycling. No loose plastic bags, bagged recyclables or Styrofoam.

**All** cardboard boxes mut be flattened and 3x3 ft or smaller. **No** pizza boxes.

**NAMEKAGON TRANSIT BAYFIELD COUNTY ROUTE**

Bayfield County and Namekagon Transit are providing a route to serve the southern part of Bayfield County. The route originates in the Barnes area then picks up riders in Drummond and Cable, continuing into the Hayward area. Passengers will then have the ability to transfer to a "circular route" in Hayward, where they can travel from store to store or from one address to another, including the courthouse and various medical facilities. The cost for the service is \$1.00 one way and \$0.50 for seniors and persons with disabilities who have a Transit ID card. You **must** call by 1:00 p.m. the previous day to schedule a ride.

If you would like to have an application sent to you for a reduced fare or have any questions, please call Namakagon Transit toll free at (866) 295-9599 or 715-634-6633.

**EVERY TUESDAY**

- 9:50 Leaves the Barnes Community Center
- 10:10 Leaves the Drummond Library and Senior Housing
- 10:45 Leaves the Cable area/Rondeau Market
- 11:00 Arrive in Hayward at the Hayward Area Memorial Hospital
- 1:00 Begin return trip to Cable, Drummond and Barnes with stops as needed



## BAYFIELD COUNTY

Bayfield County is recruiting for an additional Youth Services and Support Coordinator. We are interested in finding the right individual to work with families; please share this with anyone you think would make a quality case manager, as it could really help the search!

<https://www.governmentjobs.com/careers/bayfieldco/jobs/3580102/youth-support-and-services-coordinator>

The Children's Long-Term Support (CLTS) Waiver Program is a Home and Community-Based Service (HCBS) Waiver that provides Medicaid funding for children who have substantial limitations in their daily activities and need support to remain in their home or community.

Historically, there was a waiting list for CLTS. Wisconsin Department of Health Services (DHS) established the continuous enrollment initiative in 2021.

Continuous enrollment is a process that helps kids join the CLTS Program faster. This new initiative has allowed Bayfield County to serve many more children with disabilities. It has been a challenging time for the Support and Service Coordinator to keep pace with the number of children on the case load who need service coordination.

If you have any questions regarding Bayfield County Programs, please contact:

Carrie Linder, CSW  
Aging & Disability Services Manager

[Carrie.linder@bayfieldcounty.wi.gov](mailto:Carrie.linder@bayfieldcounty.wi.gov)

\*\*\*Please note Bayfield County Human Service email addresses have changed as of 01/25/21.\*\*\*

Aging and Disability Resource Center of the North  
Bayfield County Department of Human Services  
PO Box 100  
117 East 5th St.  
Washburn, WI 54891  
Phone: 715-373-3350



**We can't  
thank you  
enough for  
your  
dedication to  
keeping our  
community  
safe**

# WISCONSIN FAMILY AND CAREGIVER SUPPORT ALLIANCE BAYFIELD COUNTY

Contact: Lynn Gall, (608) 266-5743 or Harriet Redman, (920) 968-1742

## When a Workforce Shortage Crisis and a Caregiving Crisis Meet

### “Wisconsin Working Caregivers: Strategies and Resources for Employers”

For more information, please visit [Wisconsin Family Caregiver Support Program \(wisconsinfamilycaregiver.org\)](http://wisconsinfamilycaregiver.org).

Madison, WI – The workforce shortage crisis being felt by businesses across Wisconsin includes a characteristic that is often overlooked: The need to support family caregivers in the workplace.

Employers experience a drain on productivity when employees struggle to balance their work lives with the responsibilities of caring for children, aging relatives, or disabled family members. In a recent survey, more than eight in ten employed caregivers in Wisconsin reported having their work life interrupted, resulting in workplace accommodations such as using flex time, reducing work hours, or quitting work entirely.



“Without adequate support, working caregivers and their employers suffer,” said Lynn Gall, Family Caregiver Support Programs Manager for the Wisconsin Department of Health Services and member of the survey project conducted by the Wisconsin Family and Caregiver Support Alliance (WFACSA). “The results showed us the challenges faced by working family members and friends and the businesses that employ them. Our goal at WFACSA is for every employer in Wisconsin to know about our state’s free Aging and Disability Resource Centers (ADRCs), family caregiver support programs, and other community organizations available to help support their employees.”

Conducted in partnership with UW-Madison Division of Extension, [the Wisconsin Working Caregivers Strategies and Resources for Employers](#) report published by WFACSA provides insight into challenges of recruiting and retaining employees in the current job climate. It also identifies opportunities for businesses to make positive changes simply by tapping resources already available in every Wisconsin community.

Numerous studies, including a [Harvard Business School](#) project called “Managing the Future of Work: The Caring Company,” note that employers can attract and retain more workers by helping staff balance work and family caregiving responsibilities. Employers may not realize that one in four working-age adults provides care or financial assistance to an older family member or loved one with a disability or long-term such as an adult child, spouse, or other loved one. This means that at least one quarter of potential hires and those currently working are balancing home and job responsibilities in addition to traditional child rearing.

“We learned that a few small changes can transform businesses into a place where employees will want to build a long career,” says Harriet Redman, Executive Director of WisconSibs and member of the WFACSA project. “That is why we are excited to share our survey results and open the conversation around the free and low-cost strategies and resources already available to support businesses.”

The survey also found that nearly 3/4 of respondents were not meeting their own personal needs, such as taking care of their own health, and 2/3 had difficulty balancing care for someone at home. Seventy-two percent said they were tired or worn out all the time, while 90 percent said their 2 emotional or physical health had worsened since taking on a caregiving role. (2-page synopsis of survey findings [here](#).)

Approximately 40 million Americans are providing care to an adult family member or friend, and nearly 60% of them (approximately 24 million adults) also work a paying job. Even more workers are providing care for a child with disabilities or special healthcare needs. Not only do employed caregivers experience high levels of stress, but their dual roles also impact their careers and employers.

The UW Division of Extension Employed Caregiver Survey is free and available to any employer interested in surveying their own workforce.

Click the “How To Host a Survey” tab at: <https://fyi.extension.wisc.edu/agingfriendlycommunities/employed-caregiver-survey/>

The mission of the [Wisconsin Family and Caregiver Support Alliance](#) is to raise awareness of family and caregiver support needs and increase the availability of and access to services and supports - both paid and unpaid - which will keep people across the lifespan engaged in their community as long as they desire. For information about the Alliance and to find resources to support families and provide care for a loved one, visit <http://wisconsinfamilycaregiver.org/alliance>

Carrie Linder, CSW  
Aging & Disability Services Manager

[Carrie.linder@bayfieldcounty.wi.gov](mailto:Carrie.linder@bayfieldcounty.wi.gov)

# Join Us

## Alzheimers and Dementia Caregiver Support Group



***Build a support system with people who understand.***

Alzheimer's Association® support groups, conducted by trained facilitators, are a safe place for family and friends who are caring for someone who has Alzheimer's or another dementia to:

- Develop a support system.
- Exchange practical information on challenges and possible solutions
- Talk through issues and ways of coping.
- Share feelings, needs and concerns.
- Learn about community resources.



This support group is offered in partnership between the Alzheimer's Association Wisconsin Chapter and the:



**Last Thursday of Each Month  
1:00-2:30pm**

**Washburn Public Library  
307 Washington Avenue  
Washburn, WI**

**Contact the ADRC of the North at  
1-866-663-3607 and ask to speak to  
the Bayfield County Dementia Care  
Specialist with any questions**

**Designed for anyone who is caring for someone who has Alzheimer's or related dementia.**

[www.alz.org/wi](http://www.alz.org/wi)  
24/7 Helpline 800.272.3900  
Hablamos Español 414.431.8811



## Fluorescent Lamp recycling

Wisconsin's **Focus on Energy** has sponsored a fluorescent lamp (curly type) recycling program. Residential bulbs can be recycled at the following participating local retailers:

Hayward - Ace Hardware and Co-op Hardware  
 Poplar - Poplar Hardware  
 Solon Springs - Solon Springs Mercantile

Some 5 million Compact Fluorescent Lamps are being sold in Wisconsin annually. While these bulbs save energy and reduce the emissions from power plants, they also contain mercury and should be recycled. According to the Mercury Product Flow Model developed for DNR, an estimated 263 kilograms (580 lbs) of mercury were released to the environment from fluorescents in 2000 -- and this was before the rapid increase in sales of compact fluorescents. The Council on Recycling has chosen mercury-containing products as one of its priorities for improving management, and, where possible, the elimination of the use of mercury.

Focus on Energy has set up a program to facilitate the take back and recycling of fluorescents at over 250 retailers throughout the state. Their web page has a locator for these businesses [www.FocusOnEnergy.com](http://www.FocusOnEnergy.com). (Under 'Store Type', choose the listing for 'CFL Recycler'.)

**WE STILL HAVE BUTTONS !!**  
**“THERE IS A BARNES, WISCONSIN”**  
 Back in the 70's, the Barnes Homemakers Club sold these buttons for fundraisers.

Tom Van Delist came across one of the buttons in his mothers belongings and decided it was time to bring them back.

The buttons were sold to help raise funds to support the new storage building for the Barnes ATV and Snowmobile clubs. Also, for the Barnes Notes and News.

The buttons are \$ 3.00 each or 4/\$10.00  
 We don't want the remaining buttons to sit....so let me know when you're ready to get some more!!!

**THANK YOU FOR YOUR SUPPORT**  
**IT IS SO GREATLY APPRECIATED**

## Eau Claire Lakes Conservation Club

**The club welcomes volunteers and other interested individuals.**

**We hope to see YOU at the next meeting!**

**Questions? Please contact:  
 Fred Kawell at 715-379-1553**

## ADRC

**Hours of Operation:**  
 8:00 - 4:00  
 Monday through Friday  
 Phone: 1-866-663-3607

**Visit the ADRC office:**  
 117 E. 5th Street  
 Washburn, WI 54891  
 Appointments are not necessary but are helpful.  
 Website: [www.adrc-n-wi.org](http://www.adrc-n-wi.org)

## Medicare

Vitamin D  
 Brain Wellness Check  
 Seasonal Affective Disorder  
 And more...

**Sponsored by: UW Extension**  
 University of Wisconsin  
 Bayfield County  
 County Administration Building  
 117 E. 5th Street  
 Washburn, WI 54891  
 Phone: 715-373-6104  
 Fax: 715-373-6304  
 Office Hours:  
 8:00 a.m. - 4:00 p.m.  
 Monday through Friday

Website:  
<http://bayfield.uwex.edu/>

## Medication Drop boxes in Bayfield County

Sara Wartman, BSN, RN Director/Health Officer  
 Bayfield County Health Department

With support from the Security Health Plan grant and other local funding sources, Bayfield County Health Department has installed three medication drop boxes and three sharps containers throughout the county. The medication drop boxes are located at the Bayfield County Sheriff's Department, Bayfield City Hall and the Iron River community Center. You can now dispose of old or expired medications at these locations.

Accepted Items: Prescription medications, control and non-controlled medications; over the counter medications; medication samples; vitamins; medicated ointments or lotions; inhaler.

3 Sharps Boxes are also stationed in the area. Contact Bayfield County for locations.



**Trivia Answer # 4:  
 Bethlehem**

**THANK YOU FOR  
 "GOING GREEN"**

Find us at:

**TownOfBarnesWI.gov / Community / Barnes Notes and News / 2023**  
**Email: [barnesnotesandnews@gmail.com](mailto:barnesnotesandnews@gmail.com)**

HELP WANTED - FOR SALE - PET SITTING - HANDYMAN WORK

**WANTED: 1970 Arctic Cat Panther with Montana Pipes**  
**Contact Jack @ 715-580-0415**

**GARAGE SALE**

?

**OLD BARN WOOD  
WANTED**

Email:  
[barnesnotesandnews@gmail.com](mailto:barnesnotesandnews@gmail.com)

**YARD  
WORK**

?

**PET  
CARE**

**SEND YOUR INFO TO**  
**[barnesnotesandnews@gmail.com](mailto:barnesnotesandnews@gmail.com)**

**Give me a call:**

**Julie (Friermood) Sarkauskas**

**715-795-2775**

**Follow us on Facebook**

# FUN AND GAMES

## Across

1. Vent sound
5. They get people into jams
9. Assessed
14. Tolstoy hero
15. Over again
16. Take the honey and run?
17. Type of stick
18. Yuletide visitors
19. Field doc
20. What a stuck-up person may be called
23. Kind of fork
24. Heavy metal
25. Put one over on
27. Overhaul
32. Be in accord
36. Kind of wave
38. Comment made with a nod
39. What an old-timer may be called
42. Cathedral or church part
43. Saver of many endangered species?
44. Stops presenting evidence
45. Herb of Tijuana Brass fame
47. Construction block manufacturer
49. Spooky waterway?
51. Jumpy
56. What a fairy-tale emperor could be called?
61. Martini garnish
62. Made cheddar better
63. Split personalities?
64. Prominent Chicago politician
65. Out of the wind
66. Prescribed ceremony
67. Slumber rumble
68. "The King and I" co-star
69. Marsh duck

## Down

1. "Hungry, hungry" critter of a kid's game
2. Coast or tower
3. Certain powdered starches
4. Pig proboscis
5. Sporty Chevy
6. Collections of literary snippets
7. Rhyming noble defender of the downtrodden?
8. Utilize a charge card
9. All new from the ground up

1	2	3	4		5	6	7	8		9	10	11	12	13
14					15					16				
17					18					19				
20				21					22					
23							24							
				25		26			27		28	29	30	31
32	33	34	35			36		37			38			
39					40					41				
42					43					44				
45				46			47		48					
				49		50			51		52	53	54	55
56	57	58	59					60						
61						62					63			
64						65					66			
67						68					69			

10. Sir Guinness
11. Worker's list heading
12. Grand in scale
13. Where to find two black suits

21. Pass the buck
22. Terra firma
26. "This can't be!"
28. Type of squad
29. Seeks a favor
30. Make the acquaintance of
31. Kennel features
32. Tolstoy's Karenina
33. Hockey player's quest
34. Letters for an invitee
35. Certain fencing blade
37. Belly problem

40. Start for mural
41. Satire, perhaps
46. Night flight
48. Needler
50. Chris of "Wicked Game" fame
52. Film buff Roger
53. Word with Chicks or cups
54. Screen great Garbo
55. Famed '50s flop
56. Says "yes" without saying "yes"
57. NASA's Shepard
58. Drug shipment, perhaps
59. At all times
60. Express derision

## CHRISTMAS TRIVIA

1. Which popular Christmas beverage is also called "milk punch"?
2. What did the other reindeer not let Rudolph do because of his shiny red nose?
3. How many ghosts show up in *A Christmas Carol*?
4. What are the two other most popular names for Santa Claus?
5. In "Home Alone", where did the McCallisters go on vacation when they left Kevin behind?
6. Where was baby Jesus born?
7. In "*How the Grinch Stole Christmas*", the Grinch was described with three words. What are they?
8. What is the best selling Christmas song ever?
9. What gift did the Little Drummer Boy give to the newborn Christ?
10. What was the first company that used Santa Claus in advertising?



# FUN AND GAMES

## DECEMBER SUDOKU - Medium

7		1			3	8	5
2	5			8		7	
		6					
			2		4		
8				6		5	
				7	5	3	
						4	
			4	1	6		3
			5	3	8	6	1

## DECEMBER SUDOKU - Hard

		9	4			2		3		1
1								6	2	
3							4			
		1	7	5						
4	5							2		
	2			1	3			5		
					5			7		
				7						9
	4									

## NOVEMBER CROSSWORD ANSWERS

R	A	P	S		G	A	R	B		B	I	D	E	D
E	L	L	E		O	L	E	O		A	C	U	R	A
A	L	A	S		L	U	N	G		S	E	D	A	N
C	A	T	A	N	D	M	O	U	S	E		E	S	E
T	H	E	M	E	S			S	P	H	E	R	E	S
			E	X	T	O	L		A	I	D	A		
H	E	M		T	A	L	E	S		T	E	N	T	S
I	R	A	S		R	E	A	P	S		N	C	A	A
P	A	N	E	L		S	P	E	W	S		H	B	O
		H	E	E	L		S	C	A	L	P			
S	T	A	N	D	O	N			P	A	R	I	A	H
W	I	N		G	U	Y	L	O	M	B	A	R	D	O
A	D	D	L	E		L	U	K	E		N	E	M	O
B	A	L	E	R		O	G	R	E		K	N	I	T
S	L	E	D	S		N	E	A	T		S	E	T	S



Trivia Answer # 5: Kris Kringle and Saint Nick

## CHRISTMAS CRAFTS AND DECORATING IDEAS



Grab some poster board, non-toxic, pet-safe, washable paints making sure they don't contain any benzoyl alcohol, henna, or xylitol. Carefully dip your pets paw into the paint and let them paint how much they love you! When finished wipe off their paws or better yet, give 'em a bath!

HOW PRECIOUS IS THIS TO MAKE !!



PERFECT TABLE SETTING



KNIT MITTENS THE PERFECT CHOICE




# CHRISTMAS CRAFTS AND DECORATING IDEAS



DON'T GROW UP,  
IT'S A TRAP!



MERRY  
CHRISTMAS



## CHERYL'S NUTRITION & HEALTH TIPS

### TIPS FROM CHERYL PEASE - CERTIFIED NUTRITIONIST



Certified Nutritionist, Fitness  
Trainer & Health Coach

<https://linktr.ee/cherylpease>

**THANK YOU  
FOR YOUR SERVICE  
PETE & CHERYL PEASE**

**WE CAN NEVER REPAY YOU !!**



### BE STRONG - BE HAPPY - BE GOOD TO YOURSELF

**Day 5 - Gratitude Walk**

★ Let's combine movement and gratitude today! Take a walk outdoors and reflect on things you're thankful for. Share a photo from your gratitude walk and tag something you're grateful for.

**Action Step:**

▲ Go for a walk while focusing on gratitude.



Having peace and purpose in my life is a gift that I am beyond grateful for.

Cheryl Pease

**WELCOMEHOME PETE & CHERYL**

Life humbles you. As you grow old, you stop chasing the big things and start valuing the little things. Alone time, enough sleep, a good diet, long walks, and quality time with loved ones. Simplicity becomes the ultimate goal.

**In a couple of years, it won't matter how long it took. You'll just be glad you took a chance on yourself and didn't give up. Keep going.**

Cheryl Pease Coaching

# Meet Your Coach

I'm a certified coach with over 20 years of experience helping individuals and teams achieve their goals. I'm passionate about empowering my clients to unlock their potential and achieve meaningful results in both their personal and professional lives. I help my clients gain clarity, set realistic goals, and develop actionable plans to overcome obstacles and achieve success.



319-415-8980



<https://calendly.com/peasec/jrosec coaching/coachpease>



Keeping promises to yourself is crucial for personal development and well-being. These self-commitments serve as the building blocks of self-trust, self-efficacy, and overall self-integrity. When you fulfill promises made to yourself, you send a powerful message to your subconscious that you are reliable and capable.

Over time, this self-reinforcing cycle can significantly elevate your confidence and resilience, leading to more purposeful actions and a more fulfilling life.

However, breaking self-promises can have a detrimental effect on your mental and emotional health. The pattern of not keeping commitments to oneself may lead to feelings of guilt, low self-esteem, and even self-doubt. Therefore, it is important to set realistic, achievable goals and strive to meet them diligently.

When setbacks occur, as they inevitably will, reevaluate and adjust your plans, rather than abandon them altogether. Recognizing the importance of self-commitment and working proactively to maintain it will not only benefit you but will also positively influence your relationships and professional endeavors.



## CHERYL'S RECIPES

### **BUTTERNUT SQUASH, BRUSSELS SPROUTS and CRANBERRY MEDLEY**

#### **From the Kitchen of Cheryl Pease**

The Brussels sprouts are an excellent source of vitamin K, the butternut squash is loaded with vitamin A and the cranberries contain vitamin C. Toss on some toasted walnuts at the end for a boost of omega 3 fatty acids. The tartness of the cranberries is well balanced with the sweetness of the honey and roasted vegetables. Makes enough to serve a large family with leftovers or to put out for a holiday buffet. Prep Time: 30 minutes Total Time: 1.5 hours

#### **Ingredients:**

- 1 large butternut squash
- 32 oz. Brussels sprouts
- 1 lb. whole cranberries
- 1 cup apple cider vinegar
- 1/2 cup honey
- 1 Tbls ground cinnamon
- 1/4 tsp ground cloves
- 1/2 cup toasted walnuts (optional)
- 1/2 cup cold pressed extra virgin olive oil
- 3 tsp sea salt



#### **Directions:**

- Warm the apple cider vinegar and honey in medium pot on stove and mix in cinnamon and cloves.
- Once vinegar starts to simmer, add washed cranberries and cover.
- Let sit for 15-20 minutes or until cranberries soften and begin to pop.
- Warm oven to 400°F
- Peel butternut squash and cut into 1" cubes.
- Set aside in a bowl
- Strain cranberries, save the liquid, and set them aside. Make sure to save the liquid they were cooked in and pour that over your cubed butternut squash.
- Add half the sea salt to the bowl of squash and stir until coated evenly with salt and apple cider vinegar mixture. Spread butternut squash evenly on a large baking sheet.
- Bake for 40 minutes or until you can easily pierce each piece with a fork.
- While the squash is baking, wash and quarter Brussels sprouts after discarding their stem (the white hard part on the bottom). Set aside in a bowl.
- Pour olive oil and the remaining half of sea salt into the bowl and stir until sprouts are evenly coated.
- Add Brussels sprouts to the cooked squash pan and continue to bake for another 30 minutes or until sprouts and squash are slightly browned on edges.
- Remove pan from oven and mix in cranberries.
- Top with toasted walnuts, optional.

Serve warm and enjoy as a festive side dish to your holiday meal!



# CANNING YEAR ROUND

## TIPS FOR SUCCESSFUL CANNING:

- Select fruits and vegetables when they are at the peak of their quality and flavor, washing them thoroughly before using.
- Follow the directions for each recipe exactly—don't substitute ingredients or change the processing times. Prepare only one receipt at a time; do not double recipes.
- Substitute a cake cooling rack if you don't have a rack specifically made for canning. Place in the canner before you add the canning jars.
- Use only white vinegar when pickling.
- Use a canning funnel, which has a wide opening and sits on the inside of the mouth of the jar, allowing you to fill the jars cleanly and easily. Wipe the threads and rim of each jar to remove any food that spills.
- Reuse screw bands if they are not warped or rusty. Jar lids are not reusable however, so use a new one for each of your canned creations.
- Accurately measure the head space—the distance between the top of the jar to the food/liquid inside. This is critical because it affects how well the jar seals and preserves its contents. A clear plastic ruler—kept solely for kitchen use, is a big help in determining the correct headspace.
- Refrigerate leftover product if there's a small amount left that won't completely fill another jar. Use it within several days.
- Use non-metallic utensils when removing air bubbles from the jar and measuring head space.
- Store home-canned foods in your cupboard for up to one year.

## HOT JARS VS. HOT STERILIZED JARS:

Why do some canning receipts call for hot sterilized jars, while others call simply for hot jars?

If the mixture will be processed in the boiling-water canner for 10 plus minutes, jars just need to be hot.

If it's less than 10 minutes, jars need to be sterilized in boiling water for 10 minutes (or 1 minute more for each 1,000 feet of additional altitude.)

You may ask, why do the jars have to be hot before hand? The liquid/food you're putting in them is boiling hot, thus if the jars are hot (besides the obvious sterilization) you aren't putting hot product into cold jars and taking a chance of them breaking either when the product goes in the jars or when you put them in the water bath.

## PAY ATTENTION TO THE PECTIN

Liquid and powdered pectin are made from the natural pectin in apples and citrus fruits. However, they are not interchangeable. Always use the specific type of pectin called for.

-Taste of Home Test Kitchen



## BEFORE YOU START



Before you start canning, read recipe instructions and gather all equipment and ingredients. Inspect the glass canning jars carefully for any chips, cracks, uneven rims or sharp edges that may prevent sealing or cause breakage. Discard any imperfect jars. Do the same with lids and rings to make sure no dents or dings.





# CANNING YEAR ROUND

## WINTER CANNING - CRANBERRY ORANGE RELISH

### Ingredients:

- 4 cups fresh or frozen cranberries (about 1½ bags)
- 1 large navel orange
- ½ cup water
- ½ - 1 cup sugar

### Directions:

- Wash orange. Cut unpeeled orange into 6-8 pieces, removing seeds.
- Place the cranberries in a food processor. Process until evenly chopped. Spoon into a large saucepan.
- Place the orange pieces in a food processor. Process until evenly chopped. Add to the cranberries.
- Add water and sugar - less sugar if you like a tart relish, more if you prefer it sweeter.
- Simmer over medium heat until cranberries are hot and soft, 5-10 minutes.
- Ladle into clean half-pint canning jars.
- Relish may be frozen. It also keeps well in the refrigerator for up to a month.



## 'TIS THE SEASON

## WINTER SORE THROAT TEA

Make sure you have some of this ready.  
Great recipe for sore throats and chest colds.  
Makes about 2 cups.

1. Two lemons thoroughly cleaned and sliced
2. Two piece of ginger about the size of your pointer & middle finger sliced into coin size pieces
3. Honey (about 1 cup or Your preferences)

Optional: ~1 tsp. ground cinnamon

In a 12-16 oz. jar combine lemon slices and sliced ginger.

Pour honey over it slowly.

This may take a little time to let the honey sink down and around the lemon and ginger slices.

Make sure when the honey has filled in all the voids, there is enough to cover the top of the lemon slices.

Close jar and put it in the fridge, it will form into a "jelly".

To serve: Spoon jelly into mug and pour boiling water over it.

Store in fridge 2-3 months.



# CHRISTMAS TEA - APPETIZERS

## CRANBERRY PEPPER JELLY

### Facebook Recipes

#### Ingredient:

- 1/2 cup jellied cranberry sauce
- 1/2 cup red pepper jelly
- 1 block (8 ounces) cream cheese, room temperature

#### Directions:

- In a bowl, mix the jellied cranberry sauce with the red pepper jelly.
- Mix until combined.
- Place the cream cheese on a serving platter.
- Pour the jelly mixture over the cream cheese.
- Serve and Enjoy!



#### Notes:

- If you have an equal part of the cranberry sauce and red pepper jelly you will have a perfect sweet and hint of spice.
- If you prefer more fruity flavor, increase the cranberry sauce by 2 to 4 tablespoons. More spicy, increase the red pepper jelly by 2 to 4 tablespoons.
- If you want to have a nice, thick layer of jelly on top of the cream cheese increase from 1/2 cup to 3/4 cup.
- Storage: Store in an airtight container in the fridge for 2 days.

## CAJUN STEAK BITES

<https://cafedelites.com/cajun-butter-steak-bites/#recipe>

#### Ingredients:

#### For Cajun Seasoning:

- 1 tablespoon mild paprika
- 1 1/2 teaspoons salt
- 1 1/2 teaspoons garlic powder
- 1 teaspoon onion powder
- 1 teaspoon chili powder, add more if you like heat
- 3/4 teaspoon dried thyme
- 1/2 teaspoon dried oregano
- 1/2 teaspoon brown sugar KETO: use brown sugar substitute
- 1/2-3/4 teaspoon cayenne pepper, add more if you like heat
- 1/4 teaspoon cracked black pepper to taste

#### For Steak:

23 oz steak, cut into 2-inch cubes (Sirloin, Rump, New York Strip, Porterhouse or Ribeye)  
1-2 tablespoons canola oil, divided  
1/4 cup butter  
4 cloves garlic finely chopped

#### Directions:

- Combine cajun seasoning in a shallow bowl. Add the steak bites and toss to evenly coat.
- Heat 2 teaspoons oil in a skillet or pan over medium-high heat until hot.
- Sear the steak bites in batches for 2-3 minutes each side until edges are crispy and browned, adding extra oil as needed. Set aside.
- Reduce heat to medium. Add butter to the skillet and heat until melted. Sauté the chopped garlic until fragrant (about 30 seconds), while scraping up any browned bits from the pan.
- Take the pan off the heat. Throw the steak bites back in and toss through the garlic butter to evenly coat.
- Serve warm.



# CHRISTMAS TEA - APPETIZERS

## ONION FRILL ROLLS

### Ingredients:


- 3-4 Vidalia sweet onions
- 4 tablespoons of unsalted butter
- 1 teaspoon of salt adjust according to preference
- 1 teaspoon of garlic powder
- 1/2 teaspoon of oregano
- 1 cup of Italian blend cheese finely shredded
- 1 cup of cheddar cheese finely shredded
- 1/2 cup of parmesan cheese finely shredded



### Directions:

- Begin by preheating the oven to a temperature of 350°F (175°C). Subsequently, coat a 9×13-inch baking dish with a suitable non-stick cooking spray.
- After cleaning and peeling the Vidalia sweet onions, position them sideways and proceed to slice them into rounds that are approximately ¼ inch in thickness. Following this, it is necessary to separate the sliced rounds into individual onion rings.
- Next, arrange the separated onion rings uniformly across the base of the previously prepared baking dish. Once arranged, season the onion rings evenly with the salt, garlic powder, and oregano.
- The butter should then be cut into roughly eight even portions or pats. Distribute these butter pats evenly across the seasoned onion rings in the baking dish.
- Continue by uniformly sprinkling the Italian blend cheese and cheddar cheese over the arranged onion rings. Finish this cheese layering with a final topping of the shredded parmesan cheese.
- Once assembled, place the baking dish into the preheated oven. Allow the dish to bake for a duration of 35-40 minutes. The dish should be removed when the cheese has begun to brown and bubble.
- For optimal taste, it is advised to serve the dish promptly while it remains warm.

## CHRISTMAS TREE CHEESE + CRACKERS BOARD



## CHRISTMAS CHARCUTERIE

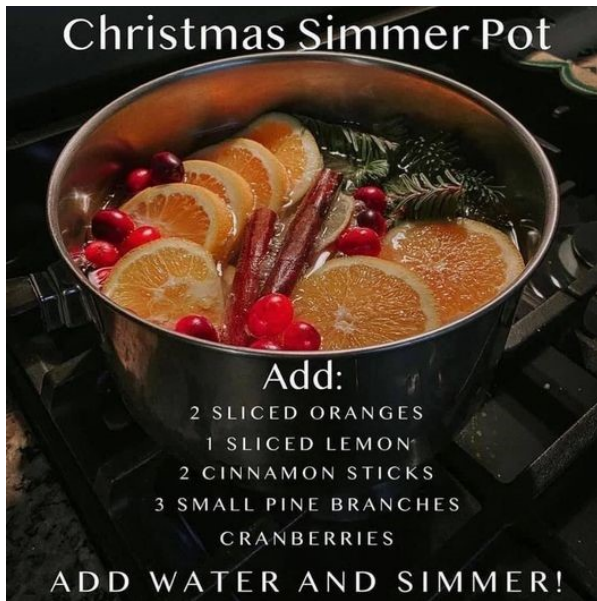


# CHRISTMAS TEA & APPETISERS



It's almost here and time to start the senses ....

## Christmas Simmer Pot



Add:

- 2 SLICED ORANGES
- 1 SLICED LEMON
- 2 CINNAMON STICKS
- 3 SMALL PINE BRANCHES
- CRANBERRIES

ADD WATER AND SIMMER!



## ESSENTIAL OILS FOR CHRISTMAS SCENTS

- \* Pine \* Cinnamon \* Cedarwood \*
- \* Peppermint \* Frankincense \* Fir \*
- \* Clove \* Wintergreen \* Orange \*

## CHRISTMAS TREE SPINACH DIP BREADSTICKS

### Ingredients:

- 12 oz Frozen chopped spinach *thawed and squeezed dry*
- 6 oz cream cheese *softened*
- 2 cloves garlic, minced
- 1/2 teaspoon salt
- 1/2 teaspoon onion powder
- 1/4 teaspoon chili powder
- 1/4 teaspoon pepper
- 1 teaspoon Italian seasoning
- 1/2 cup grated parmesan cheese
- 1 cup grated cheddar OR mozzarella cheese
- 1 tube refrigerated thin crust pizza crust
- 2 tablespoons butter
- 1/2 teaspoon Italian seasoning
- 1/2 teaspoon garlic salt

### Directions:

- Preheat oven to 400 degrees.
- In a bowl, beat together the spinach and cream cheese.
- Add garlic, salt, onion powder, chili powder, pepper, and Italian seasoning and beat to combine.
- Add parmesan cheese and 1/2 of the cheddar or mozzarella cheese and beat to combine. (The other half of the cheddar or mozzarella cheese will be sprinkled over the filling when you shape the Christmas tree.)
- Shape into Christmas tree as directed in the post.
- Bake for about 22 minutes until quite golden brown on top and cooked through on the bottom.
- Melt butter and stir in garlic salt and seasoning, then brush over breadsticks.
- Serve warm.



We'd love to share your favorite recipes , cooking or baking stories, or any tips you may have.

Please submit to Julie Frierhood Sarkauskas at:  
barnesnotesandnews@gmail.com or call 715-795-2775

# FAVORITE RECIPES

## GARLIC CRUSTED CHICKEN BREAST

### Facebook Recipes

\* Increase ingredients as needed for however many you are serving

#### Ingredients:

- 1 Chicken Breast – butterflied
- 2 eggs
- 2 Tbls butter
- 1 tsp salt
- 1/2 tsp black pepper
- 6 Tbls crushed garlic cloves
- Parsley – to taste
- Cup shredded Parmesan cheese
- 1 cup (maybe a bit more) chicken broth
- Juice of 1/2 lime



#### Directions:

- Cut in half and cover with plastic. Pound to flatten a bit.
- Coat with wheat flour.
- Mix in bowl: 2 eggs, 1 tsp salt, 1/2 tsp pepper, parsley to taste, 3 garlic cloves and cup of parmesan
- Dip chicken in mixture to coat
- Fry chicken breast in 1 Tbls butter and brown both sides.
- Take out of pan and set aside
- Add to pan 1 cup+ chicken broth, 3 garlic cloves and juice of 1/2 lime. add tbsp butter and mix
- Put chicken back in and turn over as it cooks.

Serve with potatoes, rice or pasta of your choice

## CHEESY SCALLOPED POTATOES

#### Ingredients:

- 2 pounds potatoes (thinly sliced)
- 1/4 cup butter
- 1 1/2 teaspoons minced garlic
- 3 Tablespoons all-purpose flour
- 1 teaspoon salt
- 1/4 teaspoon pepper
- 1 1/2 cups milk
- 2 cups shredded cheddar cheese (divided)



#### Directions:

- Preheat oven to 350°F. Butter a 8×8 or 7×10 pan. Then line half of the potatoes on the bottom of the pan.
- Melt the butter in a small sauce pan over medium heat. Add in the garlic and cook for 1-2 minutes. Whisk in flour, salt and pepper. Let cook another minute.
- Turn heat to medium low. Slowly whisk in the milk and whisk until smooth. Bring to a light simmer to allow to thicken. Then stir in 3/4 cup cheese until melted and remove from heat.
- Pour half of the sauce over the potatoes. Then sprinkle about 1/2 cup cheese over top. Line the remaining potatoes over top. Then add the remaining sauce and cheese over top.
- Bake uncovered for 50-60 minutes, or until potatoes are fork tender and the top is golden brown.

# WARMING UP

## **BAKED POTATO SOUP**

<https://brendagantt.biz/9>

### **Ingredients:**

- 4 large potatoes cut into cubes
- Enough water to cover the top of the potatoes
- Piece of bacon
- 1 cup onion, cut into cubes
- 2 cups milk
- 2 chicken stock cubes
- 2 Tbls flour
- 2 Tbls dried parsley
- 1/2 tsp garlic powder
- 1 tsp dried basil
- 1 tsp salt
- 1 tsp pepper
- 1 tsp hot sauce
- 1 cup more grated cheddar cheese, for garnish




### **Directions:**

- In a 4 quart saucepan over medium high heat, add the potatoes, cover with water (about 3-4 cups) & bring to a full boil
- Add milk, chicken cubes, onion, parsley, basil, garlic, salt, pepper, hot sauce, and a piece of bacon.
- Mix well
- Add flour, mixing quickly so that no lumps appear and the mixture thickens
- Reduce heat and simmer for 10 minutes, stirring occasionally
- Add cheese and mis until it melts
- Use remaining bacon cubes to decorate the soup
- Garnish with cheese

## **HEAVENLY HOMEMADE ROLLS**

### **Ingredients:**

- |                         |                  |
|-------------------------|------------------|
| • 1 Tbls yeast          | • 1/2 cup sugar  |
| • 1/4 cup warm water    | • 1 tsp. salt    |
| • 1/2 tsp sugar         | • 1 cup flour    |
| • 1 cups warm milk      | • 2 eggs         |
| • 1/2 cup vegetable oil | • 3-4 cups flour |
|                         | • butter—melted  |



### **Directions:**

- Mix 1 Tbls yeast with 1/4 cup warm water and 1/2 tsp. sugar. Let stand until bubbly.
- In a large bowl mix 1 cup warm milk, 1/2 cup oil, 1/2 cup sugar, 1 tsp. salt with a wooden spoon.
- Add 1 cups of flour to mixture, and mix well. Add 2 eggs and beat until smooth (mix vigorously by hand). Add yeast mixture and mix vigorously until smooth.
- Add 3-4 cups flour to the yeast mixture. Dough should be very sticky. Pour the dough into a large bowl. Cover with a tea towel and let rise for a few hours until it has doubled in size.
- Once the dough has doubled in size punch down and divide in half.
- Roll dough onto a floured surface making a circle about 12 inches round. Dough should be about 3/8" thick.
- Brush dough with melted butter. Cut circles with a pizza cutter into 12 pieces (like a pizza). Roll from rounded edge to the point to make a crescent roll. Place into a greased pan (we use an 11 x16 metal pan and do 3 across and 8 rows down).
- Cover dough with a tea towel and let rise for a few hours until it doubles in size.
- Bake at 375 until light lightly browned, which is about 15-20 minutes. NOTE: Touch rolls to see if they bounce back - if they not, bake a little longer).
- Brush with melted butter right while warm.

# DESSERTS AND TREATS

## ROLLED SUGAR COOKIES

<https://kitchenfunwithmy3sons.com/the-best-sugar-cookie-recipe/>

### Ingredients:

- 3 cups all-purpose flour
- 2 tsp baking powder
- 1/2 tsp salt
- 1 cup granulated sugar
- 1 cup unsalted butter, cold
- 2 eggs
- 1/4 tsp almond extract
- 1 1/2 tsp vanilla extract

### Directions:

- Using a stand mixer fitted with the paddle attachment, beat the butter and sugar together until light and fluffy. Add in egg, almond extract, and vanilla extract until well combined.
- In a medium mixing bowl, sift together flour, salt and baking powder. Slowly add to the wet ingredients, mixing until well combined.
- Roll dough in a ball and set aside. Place in the fridge for 10 minutes (optional). Preheat oven to 350 degrees.
- Roll dough out on a well-floured surface until the dough is 1/4" thick. Use cookie cutters to cut out whatever shapes you desire.
- Transfer to cookie sheet. Freeze 5-10 minutes.
- Remove from freezer and bake for 7-8 minutes or until cookies start to turn lightly golden around the edges.
- Let completely cool and decorate with frosting



### NO BAKE SNOWBALLS

1 8-oz cream cheese, softened  
1 can 8-oz crushed pineapple,  
well drained - 1 cup chopped  
pecans - 3 cups flaked coconut.  
combine cream cheese & pineapple  
fold in pecans - cover refrigerate  
1 hour - roll into 1 inch balls  
roll in coconut - refrigerate 4 hours  
or overnight - makes 2 dozen



# BAKING OF DAYS GONE BY

## THE SWEET ONES

Dessert sauces are easily classified as soft and hard—the soft ones mostly hot and the hard ones mostly cold.

They are all quick, the hot ones requiring cooking only until cornstarch or flour has thickened the mixture.

### BUTTERSCOTCH SAUCE

Melt in heavy saucepan  
½ c. margarine or butter  
Add, stir smooth,  
1½ tbsp. flour  
1 c. brown sugar  
¾ c. light cream or undiluted evaporated milk  
Turn heat low. Simmer 10 min.  
Makes: about 1½ cups.

### CHOCOLATE PEPPERMINT SAUCE

Melt in saucepan  
2 tbsp. butter or margarine  
Stir in, cook thick,  
2 tbsp. cornstarch  
1¼ c. boiling water  
Break in, melt, stir smooth,  
¼ lb. chocolate-covered mints  
Makes: about 1¾ cups

### EASY CARAMEL SAUCE

Place in double boiler  
½ lb. caramels  
½ c. light cream  
or  
½ c. evaporated milk, undiluted  
Stir, and heat until caramels are melted.

### HOT CHOCOLATE SAUCE

Melt together in saucepan  
1 tbsp. margarine or butter  
2 oz. unsweetened chocolate  
Add, mixed together  
½ c. sugar  
1 tbsp. cornstarch  
¼ tsp. salt  
Stir in

1½ c. hot water  
Boil 2 min. Add  
1 tsp. vanilla  
Makes: about 2 cups

### HOT MOCHA SAUCE

In top of double boiler combine  
1 pkg. semi-sweet chocolate pieces  
2 tbsp. instant coffee  
½ c. boiling water  
½ c. corn sirup  
2 tbsp. margarine or butter  
Cook, stirring occasionally, until chocolate is melted and all is well blended.  
Makes: about 1½ cups

### MILK-CHOCOLATE SAUCE

Cook to soft-ball stage  
¾ c. sugar  
¾ c. corn sirup  
2 sq. (2 oz.) unsweetened chocolate  
¼ c. hot water  
Remove from heat and stir in  
1 c. evaporated milk, undiluted  
¼ tsp. salt  
1 tbsp. butter or margarine  
1 tsp. vanilla  
Makes: about 2 cups

### ICE-CREAM SAUCE

Stir  
1 pt. any flavor ice cream  
to thick pouring consistency and serve as sauce. Particularly good over hot puddings or fruit.  
Makes: about 2 cups

265



### To make Ratafia-Cakes.

**T**AKE eight ounces of Apricock-Kernels, or if they cannot be had, Bitter-Almonds will do as well, blanch them, and beat them very fine with a little Orange-flower-Water, mix them with the Whites of three Eggs well beaten, and put to them two pounds of single-refin'd Sugar finely beaten and sifted; work all together, and 'twill be like a Pafte; then lay it in little round Bits on Tin-plates flower'd, fet them in an Oven that is not too hot, and they will puff up and be soon baked.

Ratafia Cake Recipe – Kettilby, 1719

### The best Orange-Pudding that ever was tasted.

**P**ARE the Yellow Rind of two fair *Sevil*-Oranges, so very thin that no part of the White comes with it; shred and beat it extremely small in a large Stone Mortar; add to it when very fine, half a pound of Butter, half a pound of Sugar, and the Yolks of sixteen Eggs; beat all together in the Mortar 'till 'tis all of a Colour; then pour it into your Dish in which you have laid a Sheet of Puff-pafte. I think Grating the Peel saves Trouble, and does it finer and thinner than you can shred  
D 4 or

Orange Pudding Recipe – Kettilby, 1719



### Ready, Set, Bake: Recipes from the 18th and 19th Century

- Queen Cakes – (Rundell, 1822)
- To make Ratafia-Cakes – (Kettilby, 1719)
- Excellent Rolls – (Rundell, 1822)
- The best Orange-Pudding that ever was tasted – (Kettilby, 1719)
- Raspberry Tart – (Henderson, c.1800)
- Rich Puff Paste – (Rundell, 1822)



# Jim's BAIT

EAU CLAIRE LAKES  
BARNES, WISCONSIN

Open 7:00 a.m. Daily  
Corner of Hwy 27 and Lake Road  
Barnes, WI

Phone: 715-795-3150

Find Us on FB at:  
Jim's Bait of Barnes, Wisconsin

## ONE-STOP SHOPPING!

GROCERIES AND  
PAPER GOODS  
REGULAR &



**Non-Ethanol Gas**



## LIVE BAIT

FISHING / HUNTING LICENSES  
FISHING SUPPLIES & SPORTING GOODS  
LIQUOR / WINE / BEER / ICE \* 20 LB. LP FILLS  
BAYFIELD COUNTY PLAT BOOKS

BACON, PEPPER STICKS & BRATS FROM JIM'S MEAT MARKET (IRON RIVER, WI)  
DEER CORN

Eau Claire Lakes Picture Frames & Wine Glasses  
Local Area Souvenirs / Leanin' Tree Cards For All Occasions  
Schmelke Pool Cues

"BARNES - A BREATH OF FRESH AIR"  
NOW AVAILABLE

CHECK OUT OUR CLOTHING SECTION

**ALWAYS CHECK WITH THE DNR / TOWN  
OFFICE FOR LOCAL FIRE HAZARD STATUS**



**FOR FISHING & HUNTING REGULATION  
QUESTIONS - PLEASE CONTACT:**

DNR Call Center Toll Free 1-888-DNR INFO  
(1-888-936-7463) / Local: (608) 266-2621  
7 days a week - 7:00 a.m. to 10:00 p.m.

PLEASE VISIT LOCAL ESTABLISHMENTS FOR CURRENT STATE RULES & REGULATION PAMPHLETS CHECK ONLINE at:



## THERE'S STILL TIME

FALL TURKEY SEASON - 9/17/2022 to 1/8/2023



Archery and Crossbow\*

\*No bucks may be harvested during the antlerless-only hunts identified below.

Sept 16 – Jan 7, 2024

Archery and Crossbow \*Metro Sub-units and counties with extended archery seasons\*

Sept 16 – Jan 31, 2024

See the [map for counties with ext](#)



Muzzleloader

GRAY SQUIRREL

RACCOON

OPOSSUM

STRIPED SKUNK

Nov 27 – Dec 6, 2023

December 4-Day Antlerless-Only Hunt

Dec 7 – 10, 2023

Antlerless-Only Holiday Hunt

\*Open only in select Farmland (Zone 2) counties. Please see page 12 of combined hunting regulations for valid counties.

Dec 24, 2023 – Jan 1, 2024\*

All dates are subject to change through rulemaking or a legislative process. Please check the [Wisconsin Hunting Regulations](#) for the complete dates and unit designations.